

HOUSTON VINTAGE RADIO ASSOCIATION

THE GRID LEAK

2024 4th QUARTER: OCTOBER, NOVEMBER, DECEMBER (and Jan. 2025)

CONVENTION TIME. GET YOUR STEWART-WARNER RADIOS CLEANED UP AND BRING THEM TO THE 2025 HVRA CONVENTION CONTEST.



WHAT'S INSIDE THIS ISSUE

- | | |
|--|--|
| <ul style="list-style-type: none"> • BOARD MEMBER CONTACT INFORMATION • PRESIDENT'S MESSAGE • EVENT CALENDAR • ELECTION RESULTS – NEW OFFICERS • NEW HVRA ADDRESS • MIKE PAYNE OCTOBER SWAP MEET IN ALVIN • JO CRAWFORD WILDER OBITUARY | <ul style="list-style-type: none"> • HVRA 2025 CONVENTION ANNOUNCEMENTS (7 PGS) • VRPS NOV. 2024 50TH ANNIVERSARY CONVENTION • SOLDER BITS TECH PAPER BY TOM TAYLOR • RADIO PLAGUE DISCUSSION BY BILL WERZNER • JULY & AUG. GEN. MTG SUMMARIES • CLASSIFIEDS and SERVICES • OTHER CLUBS |
|--|--|

HOUSTON VINTAGE RADIO ASSOCIATION

Since its founding on November 16, 1978, the Houston Vintage Radio Association has been dedicated to the preservation of vintage radios, electronics, and phonograph equipment.

Our members across the USA have varying backgrounds and experiences but are brought together by a common interest in electronics. Many interests represented in our organization include: preservation and restoration of vintage electronics including tube and transistor radios and TVs, phonographs, telephones and cellular communication equipment, telegraph equipment, HAM radios, amplifiers, PCs, relevant literature, recordings, etc.

HVRA COMMUNICATES WITH MEMBERS ACROSS SEVERAL PORTALS:

- The Grid Leak is the official Newsletter, currently published quarterly, distributed primarily by email (and by USPS as necessary).
- HVRA maintains a website, HVRA.org, used for information regarding future events, current activities, contact and operations information, and historical data including photo libraries and past newsletters. Additionally, HVRA information and activity descriptions can be found on Facebook.
- Our normal means of face to face communication is through monthly Board of Directors’ meetings and monthly General Membership meetings located at the Bayland Park Community Center;. We have also used Zoom sessions for Board Meetings from home (as necessary) as well as offsite swap meets at alternative locations.

DISCLAIMER

The sharing of information pertaining to restoration and repairs, of any items, appearing in any form, contained in any of the HVRA communication methods, is contributed by members hoping to help and/or assist others in efforts to advance the education of collecting vintage electronics. Therefore, the reader or listener is advised to contact the contributor for a full understanding of the electronic, mechanical, and chemical risks involved in the information of interest. HVRA is not responsible for the accuracy and safety of any repair or restoration topics presented in any format.

MEMBERSHIP

Annual Dues: \$20.00; normally payable prior to the HVRA Annual Convention
 Membership Applications available at General Membership Meetings or on HVRA.org

HVRA BOARD MEMBERS

If a Board Member’s contact information is not listed, please contact them at info@hvra.org

| | | | |
|---|----------------|--------------|--|
| President: | Jerry Sirkin | 281-844-4124 | gsirkin@aol.com |
| Vice President: | Lewis Brittain | N/A | info@hvra.org |
| Treasurer: | Brett Martin | N/A | info@hvra.org |
| Secretary: | Dave Herlinger | N/A | info@hvra.org |
| Historian: | Steve Best | N/A | info@hvra.org |
| At Large #1: (Auction Chairperson) | Randy Anderson | N/A | info@hvra.org |
| At Large #2: (Contest Chairperson) | Tom Taylor | N/A | info@hvra.org |
| At Large #3: (Program Chairperson) | Stephen Truch | N/A | info@hvra.org |
| At Large #4: (Estate Coordinator) | Steve Scheel | N/A | info@hvra.org |
| Grid Leak Editor: | Jerry Sirkin | 281-844-4124 | gsirkin@aol.com |
| Webmaster: | Jordon LaGrone | N/A | info@hvra.org |

President's Message by Jerry Sirkin



Your eyes aren't playing tricks on you.....its not Joe Gernand. During the September Annual Membership and Elections meeting, Joe announced that he would not be able to run for another term. After asking for a volunteer to step forward, everyone scattered to the rear of the room. Unfortunately, I failed to react as quickly and when I looked around, my 79 year old body was standing alone. Joe said "Thanks Jerry for stepping up". A voice from behind said "I second that".....followed by a bunch of yeahs and a big applause. So here I am. For anyone unfamiliar with me, my name is Jerry Sirkin. I joined HVRA late in 1978 (2nd meeting). After 2 years as an active member, family and employer callings took priority and I became inactive for several years, with only occasional participation during the mid 80s and 90s. After the turn of the century and the assurance that the world wasn't ending, as had been predicted by Y2K pundits, I rejoined and began participating at convention activities. In 2014, Bill Werzner asked me to take over as V.P. and the last 9 years have been a very enjoyable whirlwind of events while participating on the Board as V.P., Estate Coordinator, and more recently as Grid Leak Editor.

I would like everyone to join me in a big Thank You to Joe Gernand and his unselfish family for his dedicated leadership over the past 2 years as HVRA President.

As we move forward into 2025, we will be faced with preparing for the operational challenges of the Annual Convention and Mid Year Mega Auction, while maintaining a busy schedule of monthly technical programs and auctions. I am truly looking forward working with our dedicated board members and the faithful HVRA membership. While each board member has duties designed to further the success of HVRA, we cannot perform these activities without the continued assistance of all member volunteers as proven over the past 46 years.

So lets begin with a large turn-out at Mike Payne's October 26th Alvin Swap Meet, followed by our late November monthly meeting informative program by Bill Werzner. Have a great Holiday season and start preparing your Convention Contest entries and make room by finding surplus items in your collection to sell to other members and prepare for new collectable additions from our Convention Auctions.

Lastly, I will need to bring in a volunteer to take over as Grid Leak Editor. Just think.....that position could also lead you into a future "President " title.

Jerry

4TH QUARTER 2024 EVENT CALENDAR

Monthly Board of Directors Meetings at 7:30 PM via ZOOM; Monthly General Meetings 8 – 11 AM at Bayland Park will include a Program and an Auction: donuts, coffee, juice and snacks will be available.

October

8th, Tue. Board of Directors Meeting

26th, Sat. 7AM – 11AM Swap Meet at Mike Payne's Alvin Location (see details in this Grid Leak)

November

12th, Tue. Board of Directors Meeting

15th – 17th, Fri. – Sun. VRPS 50th Annual Convention, Richardson Texas (details on VRPS.org and inside this Grid Leak)

23rd. Sat. Gen. Mem. Mtg: Prog. Dealing With "The Vintage Radio Plague" Silver Sulphur Corrosion by Bill Werzner: Auction

December

7th, Sat. 7AM – 12PM Swap Meet and Auction at EPO (More info to follow in November).

10th, Tue. Board of Directors Meeting **NO GENERAL MEETING THIS MONTH.....HAPPY HOLIDAYS**

January, 2025

14h, Tue. Board of Directors Meeting

RESULTS of ANNUAL MEETING AND BOARD OF DIRECTORS' ELECTIONS

SEPTEMBER 28, 2024

Board Member Elections are held each September. We also take time to hear some annual reports from Board Members and Committee Chairmen regarding their assigned duties as related to HVRA business and events.

President Joe Gernand's report: due to personal priorities, he will not be a candidate for a new 2 year term; Bayland Park revised the 2025 meeting room reservations procedures; no automatic annual monthly reservations, instead they allow only a 45 day applications for a mtg room each month with no approval until 30 days before the mtg date. Joe recommended that the new Brd review alternative monthly meeting opportunities for beginning 2025 membership mtgs.

Vice President Lewis Brittain reported on the 2025 Convention Plans (see later in this Grid Leak)

AT Large Position Two Tom Taylor reported on the 2025 Convention Contest Plans (see later in this Grid Leak)

Auction and Estate Chairmen Randy Anderson and Steve Scheel reported progress searching for auction volunteers and status of estate reviews.

Treasurer Brett Martin reported that our treasury balance is approximately \$16,000.00.

During this Meeting, the following 2 year term positions need were filled: President, Treasurer, Historian, At Large Position 2, and At Large Position 4. Also, we elected members to fill the remaining 1 year as Vice President.

President (Term 9/2024 – 2026): Jerry Sirkin

Vice President (Remaining Term 9/2024 – 2025... 1 yr): Lewis Brittain

Treasurer (Term 9/2024 – 2026): Brett Martin

Historian (Term 9/2024 – 2026): Steve Best

Representative at Large - Position Two Contest Chairman (Term 9/2024 – 2026): Tom Taylor

Representative at Large - Position Four Estate Coordinator (Term 9/2024 – 2026): Steve Scheel

A round of applause goes out to Ric Slater for his service as V.P. and Historian. Unfortunately Ric has re-adjusted his priorities and could not complete his V.P term. Let's give a big thank you to Lewis Brittain for taking over as Vice President until 9/2025.

Steve Best joined HVRA in 2020 and has accepted the Historian position. Welcome to the Board Steve.

Brett Martin Tom Taylor and Steve Scheel have agreed to continue in there current roles and we thank them and their families for sharing their time with HVRA.

NEW

HVRA MAILING ADDRESS

HVRA

C/O JERRY SIRKIN

17614 FAIRWAY OAKS DRIVE

SPRING, TEXAS 77379

HVRA SWAP MEET OCTOBER 26th at 7am
MIKE PAYNE'S ALVIN LOCATION
SEE BROCHURE BELOW

Vintage Electronics Antique Radio Swap Meet

This is going to be a BlowOut Sale Tailgate Swap Meet Yearly Event!

! One Day Only !

SATURDAY, OCTOBER 26, 2024

- FREE ADMISSION -

- GATES OPEN AT 7:00 AM -

Located at:

307 WEST DUMBLE ST
ALVIN, TX 77511

Come on out and join us by bringing your ham gear, old radios, hifi, parts, etc to the
Annual Houston Vintage Radio Club sponsored Swap & Tail Gate Meet
(only seller vehicles allowed inside gate - buyers may walk in)



Vintage Radio, Ham Radio, Military, Vintage Audio, Vacuum Tubes, Amplifiers, Transformers, WW2, etc.
If it's old and electronics then it's welcome!

This is a Sell, Swap, Buy event and everyone is welcome!

No Entrance Fee!

Lots of vintage items from days gone by.

Text questions to
832-425-4652
(Karrol will get back to you)

HVRA 2025 ANNUAL CONVENTION



March 27-30, 2025

Marriot Houston Westchase 2900 Briarpark Dr, Houston, TX 77042

Phone number or link to make a hotel reservation: 800-452-5110 (Ask for the HVRA rate) or: Use the following link to register at the convention rate of \$115

<https://www.marriott.com/event-reservations/reservation-link.mi?id=1713890577312&key=GRP&guestreslink2=true>

“Copy and paste to your browser to book your reservation”

Double bed and queen size accommodations

There will not be a formal Awards Banquet. But after the Saturday auction, there will be a dinner in the hotel restaurant at everyone's own expense. The contest awards will be given out during the dinner. There will not be speaker nor powerpoint presentation for the awards.

Tech Talk Friday (more info to follow)

Sunday morning swap meet in the hotel hallway. There are about 6 tables available from the hotel.

You may want to bring a table just to make sure you have one. I will let you know if you get one of the 6 before you come.

See contest information and registration form on the following pages.

Contact me with any question: Lewis Brittain 713-517-8722, britfam11228@att.net

CONVENTION AND AUCTION SCHEDULE**2025 FEATURED MANUFACTURER: STEWART-WARNER****Friday March 28, 2025**

- 8AM** Registration Table Opens (Conference Area Lobby)
- 8AM-2:30PM** Auctions #1 and #2 Check-in and Drop-off
- 10AM-8PM** Contest Check-in
- 11AM - 12PM** Technical Session Held in Auction Room
- 12:00 -1:00PM** Lunch (Individual Responsibility) Details to follow.
- 3 – 9PM** Auctions 1 and 2 (Open to Public but membership and registration required to buy or sell) Paper, Tubes, Speakers, Test Equip, Lesser Wood and Plastic Radios, Misc Parts and other Vintage electronics items. \$10 Min. Bid (No Junk, Please)
- Dinner** (Individual Responsibility)

Saturday March 29, 2025

- 8AM** Registration Table Opens (Conference Area Lobby)
- 8am-9:30am** Contest Check-in
- 9:30am-10:00** Contest Judging (Contest Room Closed)
- 8am-10:45am** Auction #3 Check-in
- 11am-5pm** Auction 3 (Open to Public but Membership and registration required to buy or sell) Vintage Wood Table and Console Radios, High Quality Plastic Radios, Phonographs, Amplifiers, Computers, Rare or Unique Speakers and other Vintage electronics items. "The Good Stuff"
\$20 Min. Bid (No Junk, Please)
- Lunch** (Individual Responsibility) Details to follow.
- 6:30pm** Dinner and Contest Awards in Hotel Restaurant (Order from Menu and Self-Pay)

Sunday March 30, 2025

- 7:30-10:00** Swap Meet in Convention Lobby Area

Please Direct All Convention Related Questions To:

Lewis Brittain 713-517-8722; britfam11228@att.net

2025 HVRA Convention Old Equipment Contest Categories

All displays should be at least 25 years old except where noted

Electronica is Electronic devices or technology, considered collectively (oxford)

1. Crystal Receivers and Related Crystal Equipment
2. Pre-1928 Battery Radios
3. Pre-war consumer radio equipment
4. Post-war Consumer radio equipment (tube and solid state) (at least 50 years old)
5. Ugly Radios (by design & those made worse by lame restorations)
6. Vintage Computers and Computing (at least 25 years old)
7. Collectible and Historical Electronica post- 1960, at least 15 years old (Examples include newer radio equipment, portable music devices, transistor radios, Solid state CRT TVs, unique electronics, etc)
8. Vintage / Antique Electronica Pre-1960 (Examples include Telephones, Telegraph, Scientific Test Equipment, Electrical Devices)
9. Tube type Televisions.
10. Kit Radios and Equipment
11. Hi-Fidelity Equipment
12. Amateur Radio Equipment
13. Military Electrical and Electronic Equipment
14. **Special Convention Theme: STEWART WARNER and all items carrying the *Stewart Warner* name**
15. Components, including Vacuum Tubes
16. Open Display

2025 HVRA CONVENTION OLD EQUIPMENT CONTEST RULES

The official rules for the 2025 HVRA Old Equipment Contest are:

- All contestants must be registered for the Convention and an member in good standing.
- Previous displays winning First Place in the 2023 or 2024 contests may not be entered in the competitive categories of this 2025 contest. These items may, however, be shown as non-competitive displays.
- A contestant may have only two displays in any one category, but may enter any number of categories.
 - A display is eligible for only one category *and failure to declare a category prevents competition.*
 - Reproductions must be properly identified.
 - All entries must be in good, clean, showable condition. Equipment that is entered in un-showable condition may be disqualified and removed from the contest in the judgment of the Contest Chairperson.
 - The Contest Chairperson will determine the appropriateness of questions or issues regarding entries and any other rule interpretations.
 - In case of a tie, the judges or Contest Chairperson may request a functional demonstration of the equipment.
 - No fee will be charged for entering the contest.
 - All entries must be in place no later than one hour prior to judging, on the day of the contest.
 - Devices of foreign manufacture may compete in any appropriate category.
 - Contestants must refrain from discussing entries with judges. If judges have questions pertaining to an entry, they will be voiced to the contestant through the Contest Chairperson.
 - The Contest Rules may not cover all issues that arise in relation to the HVRA Old Equipment Contest. The Contest Chairperson has the discretion to make any decisions necessary in relation to Contest to insure a fair and orderly contest.

Questions about the contest at any time? Contact Tom Taylor, Contest Chairman, 281-229-2970 IHCRally@Yahoo.com

HVRA 2025 Old Equipment Contest

Judge's Briefing

Dear Contest Judge: As you may know, our members will vote on a Best of Show award as well as Exhibitors will vote on the best Exhibitor award. We have several other award categories for you to help us judge. In addition to the first and second place awards for each of our 16 contest categories, we have three other awards: Best Restoration, Vintage Equipment and Artifacts & Collections. Each contestant will have designated one of these awards for his or her exhibit entry. Please review a copy of the handout we have made available to each contestant. It explains the awards in more detail with significant information about the criteria that will be considered for these new Top Awards. All of our contest rules are also explained in that handout. We also have a best New Contest Entrant award that you will judge.

We use a scoring system for our judging and our briefing will cover this in more detail. We recommend you first take a tour of each exhibit and display together as a group to discuss amongst yourselves the relative merits of the various entries. After that, you would go back and individually finalize your judging score sheets for each contest category. The contest chairman will follow the judging and later collect the score sheets. The Contest Chairperson will then take the score sheets and arrange for totaling the scores. The Contest Chairperson should work with the judges if necessary to resolve any ties in the scoring by majority vote of the judges.

Judging Criteria and Scoring for 16 Contest Categories: We have identified on your score sheet the following criteria for you to use in judging the first and second place awards in each contest category:

- Rare, Unique, Unusual or Interesting item(s)
- Condition or quality of the item(s)
- Documentation and/or Item descriptions
- Authenticity
- Presentation, Showmanship and Contestant Effort

Our scoring ranges are as follows:

- 0 Below Expectations
- 1 Minimum Acceptable
- 2 Average
- 3 Above average
- 4 Exemplary; rarely exceeded

Judging for the Best Restoration, Vintage Equipment and Artifacts and Collections awards:

Among the categories to be judged are the Best Restoration, Vintage Equipment and Artifacts & Collections contest entries. After you have completed your score sheets and determined the first and second place winners in each of the 16 contest categories, you should review the exhibit cards and your scoring sheet notations to determine winners for these three awards. Scoring is based upon the following criteria for each category:

Best Restoration: Quality of the restoration; information about electrical and/or cabinet or similar restoration as appropriate; before and after photos; restoration documentation; schematics; history and other relevant information; rare or unusual item; authenticity; working condition; and overall display.

Vintage Equipment: History of radio(s) or other items; manufacturer's information; how equipment was acquired; rare or unusual or unique item(s); clean-up or refinishing; original ads; photos; overall quality of the display.

Artifacts & Collections: This category can include a wide variety of radio and electronic items including magazine, software, advertising, mannequins, toys, tubes, fans, radio and TV clocks, novelty items, dolls, boxes, uniforms, and almost anything related to vintage communications equipment and the vintage era. Special consideration is given to the quality of the items; authenticity; how were the items acquired; rare or unusual items; documentation, history, and descriptions; and overall showmanship evident in the display.

Lastly, After completing your decisions about these three awards, please see your judging information for a list of the **First Time Entrants** and select a best entrant or display for this award.

Your decisions are FINAL. Thank you and don't hesitate to raise any questions to the HVRA Contest Chairperson.

2024 HVRA CONTESTANT INFORMATION

Dear Contestant: Please review this summary of our contest rules and guidelines that are printed on the back of this sheet and if you have any questions, please contact **Tom Taylor**, the Contest Chairman.

AWARD CATEGORIES: There are 16 contest categories this year. You must designate on your entry card what category you want to enter your exhibit in (for example, #5 Ugly Radios), and you can enter an exhibit in only one category. You can enter one or two displays in any one category. Each of categories will be given a First and Second place ribbon for the winner. We also have three additional categories you can elect to compete in for greater recognition including **Best Restorations, Vintage Equipment, and Artifacts and Collections**. You must designate on your contest entry card which of these three categories you wish to be considered for if you wish to compete. In addition, each person registered for the Convention can vote on the **Peoples' Choice** award and further each exhibitor can vote on the efforts of a peer for the Exhibitors' Award, worth \$50. Ballots for this purpose are available in the contest room. And finally, there will be a **New Contestant** award for the best exhibit from someone who has not entered our Convention contest previously.

HELPFUL HINTS FOR THE TOP THREE CATEGORIES: In the **Best Restorations** category the judges will consider the quality of your work along with documentation showing work done, before and after photos, schematics, history relevant to the radio, rarity, and the overall presentation. *We are looking for the best restoration entered in the contest.* For the **Vintage Equipment** category, the judging emphasis will include information about the history of the radio or manufacturer, how the equipment was acquired, rarity, photos, information about clean-up or refinishing, original ads and similar information. *We are looking for the overall best display of vintage equipment.* And finally, entrants in the **Artifacts and Collections** category can include vintage magazines, software, tubes, toys, signs, photos, fans, radio/tv clocks, books, dolls, boxes, uniforms, mannequins, advertising and similar material related to electronics, radios, and communications equipment. Judges will consider overall quality, information describing history of the items, rarity, how acquired, before and after photos and any other relevant information that help make a good display.

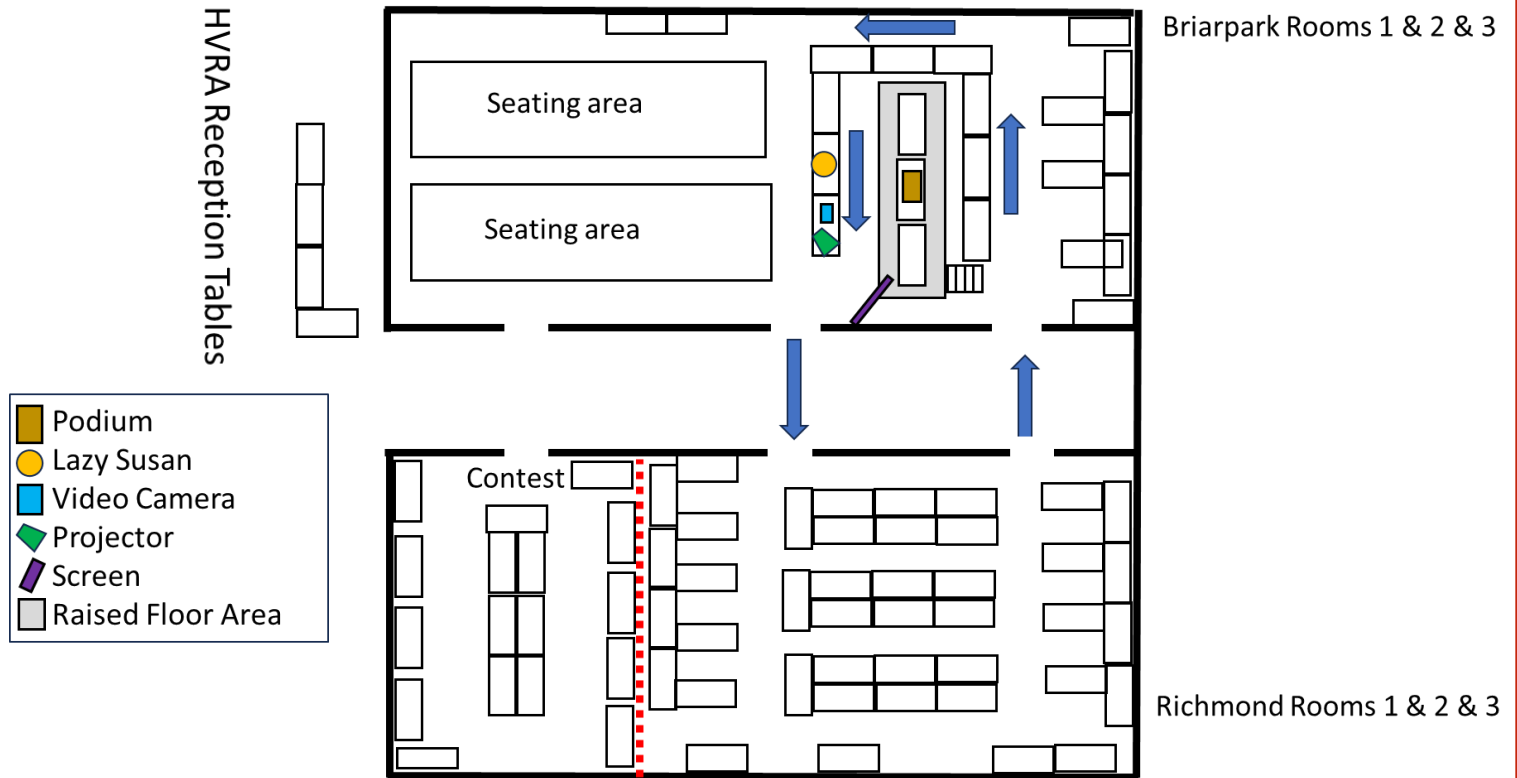
GENERAL INFORMATION: We will set up all exhibits in the 16 contest categories in the same display area as best we can. You can set up your display as you wish but the Contest Chairman reserves the right to adjust displays as may be needed to assist with limited space in some instances. Please be considerate of others who will also need space to display their items. If you have questions or concerns, see the Contest Chairman. **Be sure to fill out a contest entry card for each of your entries!!** The contest room will be LOCKED when the Contest Chairman or his designee is not present. When the room is LOCKED such as one hour before judging, NO ONE will be admitted. Judging will be conducted beginning at 9:30 am Saturday. NO ONE IS ADMITTED at that time. **The Decisions of the Contest Judges are FINAL!**

JULY GENERAL MEETING: Stephen Truch's presentation of tapes, cds and players



2025 Convention Auction Layout with Traffic Flow

By Randy Anderson



Volunteer Handlers needed for the HVRA 2025 Annual Convention

We need your help on Friday, March 28th, 8am to 9pm and Saturday, March 29th, 8am to 6pm.

Please let me know the time slots that you can be available for the following:

Prior to each auction to set up the auction areas and arrange auction items on display.

During Auctions: Friday: 3:30pm to 9pm and Saturday 11am to 5pm.

Moving items to the auction tables during the auction.

Displaying the items while they are being auctioned.

Moving auctioned items to the storage tables.

After Auctions: Help the auction winners cash out and collect their new treasures.

Volunteer handlers, please contact Randy Anderson at:
281-248-1688 or rande10493@gmail.com

HVRA 2025 ANNUAL CONVENTION REGISTRATION and MEMBERSHIP FORM

(For Questions Please Contact Lewis Brittain at 713-517-8722 or britfam11228@att.net

Last Name: _____ First Name: _____

Address: _____

City: _____ State: _____ Zip: _____

Phone: (____) _____ Ham Call: _____

E-mail: _____

ALL PARTICIPANTS MUST REGISTER AND BE ACTIVE HVRA MEMBERS

| March 27 – 30, 2025 Houston Marriott Westchase | | NUMBER | AMOUNT |
|---|-------|--------|--------|
| Advance Registration: ** \$20 (Postmarked by 3/15/2025) | | | \$ |
| On-Site Registration: ** \$25 | | | \$ |
| ** Annual Membership \$20: (3/1/2025 – 2/28/2026) New | | | \$ |
| ** Annual Membership \$20: (3/1/2025 – 2/28/2026) Renewal | | | \$ |
| Grand Totals | | | \$ |

****Only One Registration Required Per Family (One Bidder Number)**
HVRA Commissions: Individual Sellers at 15%
Buyers and Sellers Settlements at Conclusion of Each Day's Auction Activities (Numerical Order)

ADVANCE REGISTRATIONS RECEIVED BY MARCH 15, 2025:

CHECKS, PAYABLE TO HOUSTON VINTAGE RADIO ASSOCIATION (HVRA) or CASH
 SEND COMPLETED FORM TO: Lewis Brittain 3722 Xenophon Drive Houston, TX 77082

PREREGISTRATION FORMS MUST BE POSTMARKED BY MARCH 15, 2025

ON-SITE: AFTER March 15, 2025, BRING REGISTRATION FORM AND CHECK/CASH TO CONVENTION

HVRA USE ONLY:

DATE RECEIVED: _____ CHECK NUMBER: _____ CASH: _____

REGISTRATION (BIDDER) NUMBER: _____ Check Date _____

Tech Article by Tom Taylor

Solder Bits (Taken from a book by Warren Heath)

A slipping dial string can often be corrected by rubbing violin rosin along the string where it surrounds a tuning shaft. That string can also be tightened a little by pulling the spring loose from inside the larger capacitor pulley and twisting ~3X the spring as well as its dial cord before reattachment.

A leaking coupling capacitor (from plate to following control grid) can generally be found using a neon bulb such as the bayonet based NE51 held by its mating socket. Pigtail leads about six inches in length from that socket to small alligator clips allows a connection from chassis ground to the disconnected (control grid side) capacitor lead.

Noisy tuning capacitors may have issues at dry end bearings and shaft shorting straps as well as with conductive debris on rotor plates. While a drop of fine oil at the bearings and rub sites address the former, the later can be found and cleared with a small voltage ~12 <X< ~115 in series with volt matching lamp while its leads are connected across each rotor section and the circuit wires to that rotor section have been removed.

The material composition of an antenna core loopstick used to be called polyiron.

NEVER use a metal bladed screwdriver shaft to adjust ANY IF transformer. IF it doesn't damage the core it can short to the metal can and produce a troubling spark. I guess you know what a momentary short can do to fine transformer wire?

Suspect Automatic Gain Control, AGC, can be examined using a 3 volt coin cell by connecting the positive side of the cell to chassis and the ground negative side to radio AGC circuit at the disconnected end of its large -1 to 3 Meg ohm feed resistor.

VRPS CELEBRATES ITS 50TH ANNIVERSARY

Another great, fun Convention Year with the theme "Golden VRPS Anniversary."

Make Plans Now to Attend And Mark Your Calendar.

Contest, Auctions, door prizes, registration gifts and Banquet.

Meet your fellow Collectors/Restorers

NOVEMBER 15-17th, FRIDAY THRU SUNDAY MORNING

**Location: DoubleTree Hotel
1981 North Central Expressway (Hwy75)
Richardson, Texas 75080.**

For overnight reservations: 972-644-4000 or Direct link below:

<https://www.hilton.com/en/book/reservation/deeplink/?ctyhocn=DALRHDT&groupCode=CDTVRP&arrivaldate=2022-11-18&departuredate=2022-11-20&cid=OM,WW,HILTONLINK,EN,DirectLink&fromId=HILTONLINKDIRECT>

**VRPS discount rate at Double Tree; Richardson, TX. \$109/night
Includes breakfast, Cut off date Nov 1.**

For registration, contest categories and additional information go to VRPS.org/convention page

Dealing with “The Vintage Radio Plague”

by Bill Werzner

During our November 23rd meeting at Bayland Park, Bill will present a video of how he restores these coils and makes an infected radio sound like new. He also plans to show a specially designed “jig” that he plans to use on future projects that will expedite the reassembly process.

Call it whatever name you choose, black or brown plague, silver migration, silver sulfur corrosion, etc. Whatever name you give it, if you like to collect or restore radios from the mid 1940s onward, you will encounter it and have to deal with it! The sad part in all of this is that many highly desired collectable radios including AM and FM sets from the 1940s, 1950s, and into the 1960s are infected with this problem. What are the symptoms? They include bad distortion, intermediate reception, weak signal, noisy static, or sometimes not playing at all. Among them are radios such as the plastic Coca Cola Cooler, Pepsi Cooler, Crosley Dashboard, Catalin radios, 1950s Zenith Transoceanics, etc. The list goes on and on! Many sets that I have encountered with this problem are not among the high value collectibles, but radios that have a nostalgic value to a customer, for example a memorable plastic clock radio from childhood, or a surprise gift for a senior family member who had not heard it play for half a century. Regardless of the source, or desire, to have one of these radios restored, you will be dealing with a radio that may possibly have a high monetary value, emotional value, or both; so delicate handling is a must! The majority of these radios many will have the small intermediate frequency coil aluminum housings, they are 455 kHz AM or 10.3 MHz FM powdered iron slug tuned, with capacitors mounted in the base (see photos #1 & #2). To tackle one of these radios, begin by clearing your workbench of clutter, have a schematic diagram ready, and spread a towel or cloth on the bench or table top.




Photo 1

This is a photo of an AM radio intermediate frequency coil and housing removed from an early 1950s radio prior to having the capacitors in the base rebuilt.



Photo 2

Here the base capacitor block has been removed from the coil assembly. The silver coated mica capacitors are framed with the black silver sulfide corrosion. The metal contacts top right and left bottom, connect that side of their respective capacitor to the coil lugs below. On the underside, two identical metal contacts connect the other side to their lugs to form each of the two capacitors. The brass rivet has been drilled out that holds the assembly together and the plastic cover and holding clip are shown above the capacitor block. The smaller capacitor tested at 100 pf, and the larger one came in at around 120 pF.

AUGUST GENERAL MEETING COLLECTIONS PROGRAM



RON SOYLAND:
MINIATURE
TUBES AND
COMPONENTS




DAVID HERLINGER: INSULATORS



REID SHIPP: KODAK CAMERAS



ERIC STEHL: DRAUGHT BEER LEVERS



Member George Wilder's wife, Jo Crawford, passed away in early September. Jo attended many meetings and Conventions with George and was always a welcome participant as both an observer and as a volunteer. She will be missed.

IN LOVING Memory



Josephine Lee Crawford passed away Sept 20, 2024, in Bryan, Texas.

She was born July 17, 1946 to Mary Alice Shannon and Lewis DeWitt Crawford in Navasota, Texas.

She was welcomed by sister Mary Katherine and brother Robert Shannon.

Jo married George Wilder in her parents home, May 6, 1989. They made their home in Elmhurst, Illinois, where she taught school.

They fostered, then adopted son Patrick.

In later years they retired to Navasota.

Jo was able to enjoy being a member of the church she grew up in. She got involved in several community projects. And loved working in her flower beds with her dogs and cats besides her.

She was preceded in death by her parents and sister, and a great nephew. Survived by husband George, son Patrick, brother Bob, nieces, nephews, cousins, dogs Whiskey & Goldie, nine cats, and a host of friends.

SERVICES OFFERED

Vintage Sounds

Vintage Sounds is located in the Market Place Antique Center, 10910 Katy Freeway, Houston, they service and repair vintage phonographs, radios, telephones, in addition to selling phonograph records, radios, phonographs, telephones, vacuum tubes, books, light bulbs, parts, and so much more.

Open Friday, Saturday, and Sunday 10 AM - 6 PM. HVRA members 10% discount on radio items. (713) 468-4911 www.vintagesoundshouston.com

Borden Radio Company website: <http://www.xtalan.com> Antique Radio Schematic Service included in web-site. Crystal radio kits for sale. (281) 620 - 6692

Sargent Auction Service: www.sargentauction.com, Jims@sargentauction.com Jim Sargent, WA5QBR, Auctioneer, TX license 16135 Location: 200 Thomas Road, Granbury TX 76049

Allen Speaker Service: Speaker re-coning and repair, 919 W.19th St. Houston, (713) 862-2747.

Tom Granger Restorations, radio and phono cabinets. (281) 338 - 8277 (www.tomgranger.com)

Ace Electronics: 3210 Antoine Drive Houston, TX 77092 713-688-8114 (www.ace4parts.com)

Electronic Parts Outlet (EPO): 3753 B Fondren Rd Houston, TX 77063 713-784-0140 (www.epohouston.com)

Electronic Supply Company of Texas City 1524 Texas Avenue, Texas City. 800-451-7532; 409-945-4401; www.electronicssupply.com

Every nature of major brand wire and associated interconnects for data for video/audio signal transfer; handheld instruments for troubleshooting and process monitoring as well as both digital and analogue panel instruments; Unique items include the Fox n Hound Circuit Tracer, Insulation Tester, IR Thermometer, RTD measurement and communications diagnostic; variable lab quality power supplies for the bench and fixed voltage for remote location.

Lonesome Frog Records Market Place Antiques 10910 Katy Freeway #208 Houston, TX 77043 Bill Syrell, Owner 832-724-0634; wsyrell1@gmail.com

Phonograph and Turntable Repairs located in the Heights. Contact Larry Krtz: 713-880-8774



Texas Broadcast Museum: 416 E. Main Street in Kilgore, TX. Phone:903-984-8115.

There are hundreds of pieces of vintage paraphernalia related to radio and TV broadcasting.

Admission is \$6.00 (\$5.00 for seniors and military vets).

Edington Family Museum of Atwater-Kent Radios: 550 Roosevelt in Silsbee, TX. Please contact Jimmy Edington for appointment at 337-476-4328 (atwaterkentrus@gmail.com). Jimmy, a long-time collector and original HVRA member, has re-purposed a beautifully restored hotel to display his outstanding collection of Atwater-Kent radios and related products. See his website, www.atwaterkentrus.com.

More Radio Clubs

Delaware Valley Historic Radio Club www.dvhrc.com

Oklahoma Vintage Radio Collectors (OKVRC) President: Jim Collings, PO Box 50625, Midwest City, OK jcradio@cox.net; \$15 annual dues. Monthly meetings, annual show.

Antique Radio Club of Illinois (ARCI) www.clubinfo@antique-radio.org

Collins Radio Association (CRA). David Knepper, PO Box 34, Sidman, PA 15955. No dues. www.collinsra.org

Michigan Antique Radio Club (MARC). Don Colbert, MARC, Pub: The Michigan Antique Radio Chronicle, quarterly. Dues: \$20. membership@michiganantiqueradio.org. Annual Extravaganza and other quarterly meets. www.michiganantiqueradio.org

New Mexico Radio Collectors Club (NMRCC). Monthly newsletter and members meeting (with flea market, auction and theme program). Dues: \$20. For more information contact John Anthes, jpanthes@comcast.net Club website: http://newmexicoradiocollectorsclub.com

Texas Antique Radio Club (TARC), Doug Wright, Canyon Lake, TX. wrightdouglas70@yahoo.com

Vintage Radio and Phonograph Society (VRPS), Dallas / Ft. Worth, TX. George Potter vrps@sbcglobal.net, website: www.vrps.org

Texas Panhandle Vintage Radio Society (TPVRS). Contact: Elroy A. Heras, 4086 Business Park Dr., Amarillo, TX 79110

Canadian Vintage Radios Society (CVRS) Contact Gerry O'Hara 226 Dallas Road Victoria V8V1A5 Canada (gerrycohara@gmail.com) 604-671-6062; CVRS Website: canadianvintageradios.com



WANTED

Wanted: Atwater Kent Model 36 radio with matching type "Y" power supply in working condition. Will purchase either early or late versions (or both if available).

Wanted: Atwater Kent Model K speaker in working condition. Jerry Sirkin 281-844-4124; gsirkin@aol.com.


I am trying to help others by providing a service that will help those who are trying to acquire items that have become no longer or un-sourcable. As I would like to help build a collection of items that can help you to return a radio back to a working condition. If you are needing an item that is needed to complete a radio maybe I can CAD design, and 3d print it. Currently I have 21 items listed on the website, and have been printed and used on radios like, Bulova, Grebe, RCA, Philco, Delco, Silvertone, Tempo-Tone, and others. There are more items but I have not added them. I do not intend to be in competition with those to sell knobs as a business but I have also created about 100 knobs which are not posted, but will provide a list to those who are interested. Some items can and some cannot be reproduced, but I am willing to try. If we are successful in creating an item, I will when offer for sale on my website.

Ron Carroll (lottaradios@gmail.com)
Lott, Texas

Sitting at home with nothing to do? Are all of your restoration projects completed? Do you still have questions about difficult electrical repairs to your prized radio(s)?

Well, fear not Mr. Collector. The HVRA CD - ROM awaits your attention. Indexed for easy use and filled with 31 years of HVRA Grid Leak articles your answers and vast amounts of general vintage radio information is just a small investment away. Each CD is \$10

Please contact Joe Gernand and you will be rewarded with more information than one man should ever know.



Houston Vintage Radio Association
Introduces

HVRA Publications 1979 - 2010

This DVD captures 32 years of HVRA and radio related historical information that may be used for research, finding technical or how to articles, or just reminiscing about old friends or past HVRA sponsored activities.

Menu driven
Approximately 300 HVRA Publications in PDF format
Over 650 articles in 4 pre-sorted lists

A matrix that allows the single click access to any HVRA Publication
Each article, in the sorted lists, includes single click access to the individual HVRA Publication that contains that article.
Single click access to The History Of HVRA For The First 20 Years