

HVRA HOUSTON VINTAGE RADIO ASSOCIATION

The Grid Leak

1ST QUARTER: JANUARY, FEBRUARY, MARCH 2023

WELCOME TO THE BEGINNING OF HVRA'S 45th YEAR

As seen to the right, HVRA began as a well thought out idea by a few collectors with the goals of early radio preservation, restoration and education.

The 2023 quarterly Grid Leaks will act as a portal to the history and the events enjoyed by over a thousand members interested in vintage radio, tv, and electronics and their contributions to the 4-1/2 decades of the HVRA's success.

As a traveler, sit back and relax while we reflect upon the dedication of time and efforts that the early members (some still active) spent as they and their families volunteered to make HVRA the strong organization that we enjoy today.

Be a part of that ongoing success with your support and time focused on contributing knowledge, enthusiasm, and ideas to carry HVRA into the future.

ATTENTION VINTAGE RADIO ENTHUSIASTS
November, 1978

Plans are underway to organize a vintage radio society for the Houston area. A meeting has been set for Tuesday, November 21, 1978, at 8:00 p.m., in classroom # 1 of the Museum of Natural Science in Hermann Park. A short swap and sell session will precede the meeting --- swap and sell from 7:30 to 8:00 p.m. Please limit what you bring to this swap and sell session to a few items --- vintage radio, phonograph, parts, books, magazines, etc. You are, of course, welcome to this session if you desire only to look or to buy.

The first meeting will be purely organizational --- selection of temporary officers and a name and purpose. Should the society be strictly vintage radio, or should it include those interested in phonographs or telephones? How often should we meet, monthly or quarterly? What should the name of the society be? Some suggested names are:


1. Historical Radio and Wireless Association
2. Gulf Coast (or Lone Star) Historical Radio Society
3. Gulf Coast Vintage Radio and Phonograph Society

There are many reasons why a society should be of benefit to those interested. Several reasons are:

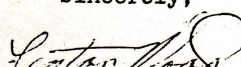
1. Facilitate exchange or sale of vintage radios, wireless equipment, tubes, parts, books, periodicals, among members through auctions, flea markets, or trade sessions.
2. A resource and information center and library could be established for members. The most basic form would be to establish an index file of manuals, schematics, etc., that members could exchange among each other through the use of xerox for a small fee.
3. Dissemination of information, want and sell ads, through a publication.
4. Place where people interested in the same hobby meet each other.
5. Speakers at meetings of the society could be of service to members and the public. Subjects could range from the technical --- "how to restore and repair;" recollections, "what it was like to operate a spark gap transmitter," "wireless at sea," "communications in the 20's;" demonstration of equipment, listening to old radio programs, etc.
6. Establish displays at museums, schools, shopping centers, etc.
7. Volunteer members could serve as a speaker's bureau for schools, clubs, radio and TV programs, museums, libraries, etc., regarding early history of radio and phonographs.
8. Preservation of the early history of radio and phonographs through collections, and information gathering and exchange.
9. Closest vintage radio & phonograph society is 240 miles distant.

If you desire to see a vintage radio society formed in the Houston area it is especially important that you be at this first meeting. Be a charter member. Unless sufficient numbers of interested people show up a society will not be formed. The Museum of Natural Science has offered us a permanent home and meeting place. If you are interested please attend this meeting. Hope to see you there.

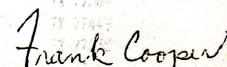
Sincerely,



Bob Lucas
9014 Mahoning St.
Houston, Texas 77074
Ph. # 774-4953



Fenton Wood
3122 Ann Arbor
Sugar Land, Texas 77478
Ph. # 494-2223



Frank Cooper
4215 Ravine Drive
Friendswood, Texas 77546
Ph. # 482-6781

WHAT'S INSIDE THIS ISSUE

- Board Member Contact information
- President Message from Joe Gernand
- Event Calendar
- Welcome New Members
- Post Holiday Party Announcement and Registration Form
- HVRA 2023 Convention Report, Contest Categories, Registration Form

- From the HVRA History
- Repair and Restoration Assistance
- New Ham Operator
- Private Sales
- Classifieds
- Resources
- Past Swap Meet

HOUSTON VINTAGE RADIO ASSOCIATION

Since its founding on November 16, 1978, the Houston Vintage Radio Association has been dedicated to the preservation of vintage radios, electronics, and phonograph equipment.

Our members across the USA have varying backgrounds and experiences but are brought together by a common interest in electronics. Many interests represented in our organization include: preservation and restoration of vintage electronics including tube and transistor radios and TVs, phonographs, telephones and cellular communication equipment, telegraph equipment, HAM radios, amplifiers, PCs, relevant literature, recordings, etc.

HVRA COMMUNICATES WITH MEMBERS ACROSS SEVERAL PORTALS:

- The Grid Leak is the official Newsletter, currently published quarterly, distributed primarily by email (and by USPS as necessary).
- HVRA maintains a website, HVRA.org, used for information regarding future events, current activities, contact and operations information, and historical data including photo libraries and past newsletters. Additionally, HVRA information and activity descriptions can be found on Facebook.
- Our normal means of face to face communication is through monthly Board of Directors' meetings and monthly General Membership meetings located at the Bayland Park Community Center;. We have also used Zoom sessions for Board Meetings from home (as necessary) as well as offsite swap meets at alternative locations.

DISCLAIMER

The sharing of information pertaining to restoration and repairs, of any items, appearing in any form, contained in any of the HVRA communication methods, is contributed by members hoping to help and/or assist others in efforts to advance the education of collecting vintage electronics. Therefore, the reader or listener is advised to contact the contributor for a full understanding of the electronic, mechanical, and chemical risks involved in the information of interest. HVRA is not responsible for the accuracy and safety of any repair or restoration topics presented in any format.

MEMBERSHIP

Annual Dues: \$20.00; normally payable prior to the HVRA Annual Convention
Membership Applications available at General Membership Meetings or on HVRA.org

HVRA BOARD MEMBERS

President:	Joe Gernand	281-723-1984	gernandjoe793@gmail.com
Vice President:	Lewis Brittain	281-493-0737	britfaml@juno.com
Treasurer:	Brett Martin	713-408-2505	bmartin@TilsonHome.com
Secretary:	Mike Monsour(AC0TX)	832-829-2227	msircg@gmail.com
Historian:	Ric Slater	832-977-6111	ricslater2021@gmail.com
At Large #1: (Auction Chairperson)	Joe Gernand	281-723-1984	joegernand@gmail.com
At Large #2: (Contest Chairperson)	Tom Taylor	281-229-2970	ihcrally@yahoo.com
At Large #3: (Program Chairperson)	Stephen Truch	630-229-1041	stephen@truch.net
At Large #4: (Estate Coordinator)	Jerry Sirkin	281-844-4124	gsirkin@aol.com
Grid Leak Editor:	Jerry Sirkin	281-844-4124	gsirkin@aol.com
Webmaster:	Steve Scheel	281-687-5771	targeteye1@gmail.com

President's Message by Joe Gernand



Happy New Year!

We have a lot of activities planned for this year.

The annual "post-Holiday" party and banquet will be January 14th (5-10) at the Double Tree Hotel 8181 Airport Blvd., Houston, TX. across from Hobby Airport. This event is a great chance to socialize with club members and their guests while enjoying dining in a relaxing atmosphere. There will be door prizes and an auction as well. Sign up information and form are in this issue of the Grid Leak and on the HVRA website.

General meetings will continue at the Bayland Park Community Center, from 8:00 to 11:00 am. They will usually occur on the 4th Saturday of the month. However, there may be some schedule fluctuations due to competition for rooms at the community center. We will send out announcements of any schedule changes as well as posting the dates and times on <http://HVRA.org>. Typical agenda for these meetings will continue to be a short business meeting, followed by a presentation, and auction.

Our annual convention will be held as usual at the Houston Marriott North (255 N Sam Houston Pkwy E. Houston) on March 10 and 11, with a swap meet on Sunday morning, March 12. Convention events will include auctions, presentations, vintage equipment contests, banquet dining and lots of fellowship. Duane Bradley, former station manager of KPFT Pacifica Houston, has accepted to be guest speaker at the banquet. Featured manufacturer this year is RCA. Sign up and Hotel information and form are in this issue as well as on the website.

At this time, it is unclear if we will have a mega auction this summer in Texas City. We will keep you posted on that potential auction as plans become firmer.

As a volunteer organization with a lot of objectives, we are always looking for volunteers to help. Take a look at the officers listed on <http://HVRA.org> volunteering to assist them is a great way to get involved in the club.

I hope you all have a great year in 2023,
Joe Gernand

WELCOME NEW MEMBER

Christopher Landry Missouri City, Texas

1ST QUARTER 2023 (and APRIL) EVENT CALENDAR

Monthly Brd Mtgs 7:30 PM via ZOOM; Monthly General Meetings 8–11 AM at Bayland Park will include a Program and an Auction: donuts, coffee, juice and snacks will be available.

January

10th, Tue. Board of Director Meeting

14th, Sat. 5-10PM Post Holiday Party; Hobby-Doubletree Hotel (details on following page)

28th, Sat. General Meeting. **Program: "RCA Catacomb Restoration" by Gilbert Hedge**

February

7th, Tue. Board of Director Meeting (NOTE: first Tuesday to avoid Valentine Day conflict)

25th, Sat. General Meeting. **Program: "Armstrong Regenerative Radio Theory" by Ric Slater and Lance Borden (including basic principles, parts; using visuals)**

March

10th–12th, Friday – Sunday Annual Convention (Marriott North); details of following pages and HVRA.org

14th, Tue. Board of Director Meeting.

25th, Sat. General Meeting. **Program: "Borden-Armstrong Radio Kit and Crosley 52" by Lance Borden and Ric Slater (theory and demonstration).**

April

11th, Tue. Board of Director Meeting.

22nd, Sat. General Meeting. **Program: "Evolution of Record Grooves Technology" by Stephen Truch**

HVRA ANNUAL POST HOLIDAY PARTY JANUARY 14, 2023

To all HVRA members and friends, we will celebrate the New Year at the DoubleTree by Hilton, 8181 Airport Blvd., Houston, TX. The hotel is located just east of the Hobby Airport main entrance at the Ruthby St. intersection stop light. Turn north on Ruthby St., and enter the parking lot on the right. Drive past the front of the hotel and park and enter on the east side of the hotel (the side toward I-45). Our Party will be there, in the Tampico Room!

For only \$25.00 per adult, \$12.00 for kids 10 and under, you will enjoy a fantastic buffet featuring the hotel's famous Southern Comfort Dinner that includes: Broccoli & Cheese Soup, Green Salad with assorted dressings, Ambrosia Fruit Salad, Beef Tenderloin, Rosemary Baked Chicken, Buttermilk Mashed Potatoes, Country Gravy, Green Beans with Black peppered Bacon and Pearl Onions, Honey Glazed Biscuits, Wheat Rolls, Butter and Fruit Preserves, Peach Cobbler, Pumpkin Pie, Coffee and iced Tea. Beer, Wine, and mixed drinks will be available from the bar nearby. There will be drawings for door prizes, music and entertainment, a nostalgic video presentation of "HVRA, Down through the years"! I know you will enjoy the video scenes of bygone years that will conclude with scenes of the Battleship Texas, and her departure from San Jacinto., plus a fun auction. You could make the buy of your lifetime on Jan. 14!

Please fill out the attached form in order to receive the \$10.00 discount (yes, your cost will be only \$25), otherwise ticket prices will be \$35.00. We must have a head count by midnight Monday, Jan. 9, 2023. Thanks to your support over this last year, our treasury will subsidize a major portion of the cost for this event.

We ask that you help defray our expenses by bringing one radio related item for our donation auction, (that could be tools, test equipment, tubes or parts, radio literature, etc.) and one non radio item (new or used items welcome. (No Junk..Please)

AGENDA

5-6 PM	Happy Hour, Registration and Sign-in; Auction and Door Prize Set-up
6-6:15	Welcoming Remarks; Introduction of Officers
6:15-7:30	Buffet Dinner
7:30-8:30	Announcements and Video Program: HVRA Down Through The Years
8:30-10PM	Fun Auction and Door Prize Drawings

HVRA ANNUAL POST HOLIDAY PARTY RESERVATION FORM

Please complete and send to Bill Werzner, 11402 Endicott Lane, Houston, Texas 77035 - 2912
Before midnight, Jan 7th. **Make checks payable to HVRA.**

YES I PLAN TO ATTEND: HVRA MEMBER NAME: _____
 ADDRESS: _____
 CITY : _____
 PHONE , E MAIL _____

NUMBER OF ADULTS IN GROUP: _____

NUMBER OF AGE 10 & UNDER CHILDREN : _____

ADULT BANQUET TICKETS PURCHASED FOR \$25.00 each TOTAL \$ _____

CHILDREN'S BANQUET TICKETS PURCHASED FOR \$12.00 each TOTAL \$ _____

[] YES, I PREFER TO ACCEPT THE RESERVED TICKET OPTION AND PAY IN ADVANCE
 \$10.00 FOR BANQUET TICKETS FOR EACH ADULT AND, OR CHILD TOTAL \$ _____

Remember, you can pay \$10.00 per reserved member or guest ticket before the Jan. 7th deadline to hold the \$25.00 discount banquet fee then, pay the remaining \$15.00 due per adult or \$2.00 per child ticket on site Jan. 14, 2023. After Jan. 7th, the adult banquet cost will be \$35.00 per ticket.

HVRA 2023 CONVENTION

From the Vice President---

Here we are and the 2023 45th anniversary HVRA Convention is almost upon us. This should be a great opportunity to clear off your shelves of those unwanted items and acquire new treasures, as we are not anticipating such a large amount of estate items. The auction should really open up for the membership.

As a brief reminder the event is to be held at the Houston Marriott North on March 10 and 11, with a swap meet on Sunday morning, March 12. Room rates are \$95 per night, plus all imposed taxes and fees. Reservations can be made from now until mid-Feb 2023, here is the link:

<https://www.marriott.com/events/start.mi?id=1664471095864&key=GRP>

Once again the auction is to be organized by President Joe Gernand and the Old Equipment Contest by Tom Taylor--their dedication is greatly appreciated. Joe will be needing extra assistance with the auction since he'll be carrying the duties of President as well, so please step up to help.

Though Bill Werzner is now Past-President he is stepping up to the auction microphone to provide an always entertaining movement of items, with Jim Sargent of VRPS providing relief when needed.

Duane Bradley, former station manager of KPFT Pacifica Houston, has accepted to be guest speaker at the banquet.

Featured manufacturer this year is RCA, so be sure to pull out your nicest RCA sets, whether they be battery sets, transistor radios, or CR-100 color TVs, and enter them in the contest. Jeff Heller has agreed to give a technical presentation related to RCA—his presentations are always entertaining and informative.

The convention registration form is attached to this issue of the *Grid Leak*, so now is the time to register for the convention and renew annual membership as well. And don't forget the banquet—a fabulous time to review the Convention, see the results of the Old Equipment Contest, and enjoy a great dinner.

If you have any questions concerning the Convention, Old Equipment Contest, Auctions or Marriott Hotel Reservations, please contact me at 713-517-8722 or britfam1@juno.com.

Lewis Brittain, Convention Chairman HVRA Vice President

AWARDS BANQUET GUEST SPEAKER: DUANE BRADLEY



Duane was born in Jersey City, New Jersey and lives in Houston, TX. He graduated from Baylor University with a B.A. in Oral Communication/ Radio-TV-Film. Duane has a M.A.F.C. from the Nesti Center for Faith and Culture at the University of St. Thomas in Houston, where he serves as an adjunct professor of communication.

Among his many years in me-

dia, he notably served as General Manager of KPFT-FM 90.1 in Houston from 2002-17 and Program Director from 1986-89. Additionally, he volunteers as the Executive Producer/ Co-host of the weekly KPFT radio magazine program, *Open Journal*.

Duane is married with one grown child.



2023 HVRA CONTESTANT INFORMATION

Dear Contestant: Please review this summary of our contest rules and guidelines; if you have any questions, please contact Tom Taylor, the Contest Chairman.

AWARD CATEGORIES: There are 19 contest categories this year. You must designate on your entry card what category you want to enter your exhibit in (for example, #5 Tube Table Receivers (Wood)), and you can enter an exhibit in only one category. You can enter one or two displays in any one category. Each of categories will be given a First and Second place ribbon for the winner. We also have three additional categories you can elect to compete in for greater recognition including Best Restorations, Vintage Equipment, and Artifacts and Collections. You must designate on your contest entry card which of these three categories you wish to be considered for if you wish to compete. In addition, each person registered for the Convention can vote on the Peoples' Choice award *and further each exhibitor can vote on the efforts of a peer for the Exhibitors' Award, worth \$50.* Ballots for this purpose are available in the contest room. And finally, there will be a New Contestant award for the best exhibit from someone who has not entered our Convention contest previously.

HELPFUL HINTS FOR THE TOP THREE CATEGORIES: In the **Best Restorations** category the judges will consider the quality of your work along with documentation showing work done, before and after photos, schematics, history relevant to the radio, rarity, and the overall presentation. *We are looking for the best restoration entered in the contest.* For the **Vintage Equipment** category, the judging emphasis will include information about the history of the radio or manufacturer, how the equipment was acquired, rarity, photos, information about clean-up or refinishing, original ads and similar information. *We are looking for the overall best display of vintage equipment.* And finally, entrants in the **Artifacts and Collections** category can include vintage magazines, software, tubes, toys, signs, photos, fans, radio/tv clocks, books, dolls, boxes, uniforms, mannequins, advertising and similar material related to electronics, radios, and communications equipment. Judges will consider overall quality, information describing history of the items, rarity, how acquired, before and after photos and any other relevant information that help make a good display.

GENERAL INFORMATION: We will set up all exhibits in the 19 contest categories in the same display area as best we can. You can set up your display as you wish but the Contest Chairman reserves the right to adjust displays as may be needed to assist with limited space in some instances. Please be considerate of others who will also need space to display their items. If you have questions or concerns, see the Contest Chairman. **Be sure to fill out a contest entry card for each of your entries!!** The contest room will be LOCKED when the Contest Chairman or his designee is not present. When the room is LOCKED such as one hour before judging, NO ONE will be admitted. Judging will be conducted beginning at 9:30 am Saturday. NO ONE IS ADMITTED at that time. **The Decisions of the Contest Judges are FINAL!**

NOTE: Additional information for Category 9 (Scrap Yard/Fabricated Radio):

A local AM transmitter will be provided in the room for this category. At least one tube must be in powered use for signal handling within the exhibit. For safety sake an arbitrary B+ boundary of < 90 volts DC is declared. Any line AC voltage must be protected from accidental contact by the designer, any user, a judge or any other human fingers. The finished exhibit will be a working group of components or assemblies producing transmitted audio that can be understood at least 10 feet away. A winning exhibit will appear as if it shouldn't work and offer the most creative scheme for transmitted audio production from a speaker. The goal here is for you to learn, show your creative prowess and have some fun. Orderly appearances, quality parts or precision workmanship are not necessary.

In its simplest form this might be a detector followed by a solid state amplifier board. Both solid state or hollow state assemblies are accepted. Detection or amplification can be provided by a component or an assembly using for instance one or more tubes pieced together via dead bug, terminal strips, PCBs, or hot wired out of a chassis.

2023 HVRA CONVENTION OLD EQUIPMENT CONTEST RULES

The official rules for the 2023 HVRA Old Equipment Contest are:

1. All contestants must be registered for the Convention or a member of the AWA in good standing.
2. Previous displays winning First Place in the 2019 or 2022 contests may not be entered in the competitive categories of this 2023 contest. These items may, however, be shown as non-competitive displays.
3. A contestant may have only two displays in any one category, but may enter any number of categories.
4. A display is eligible for only one category *and failure to declare a category prevents competition.*
5. Reproductions must be properly identified.
6. All entries must be in good, clean, showable condition. Equipment that is entered in un-showable condition may be disqualified and removed from the contest in the judgment of the Contest Chairperson.
7. The Contest Chairperson will determine the appropriateness of questions or issues regarding entries and any other rule interpretations.
8. In case of a tie, the judges or Contest Chairperson may request a functional demonstration of the equipment.
9. No fee will be charged for entering the contest.
10. All entries must be in place no later than one hour prior to judging, on the day of the contest.
11. Devices of foreign manufacture may compete in any appropriate category.
12. Contestants must refrain from discussing entries with judges. If judges have questions pertaining to an entry, they will be voiced to the contestant through the Contest Chairperson.
13. The Contest Rules may not cover all issues that arise in relation to the HVRA Old Equipment Contest. The Contest Chairperson has the discretion to make any decisions necessary in relation to Contest to insure a fair and orderly contest.

If you have any questions about the contest at any time, please contact Tom Taylor, Contest Chairman, 281-229-2970 IHCRally@Yahoo.com



HVRA 2023 CONVENTION

OLD EQUIPMENT CONTEST CATEGORIES

CATEGORIES

1. WIRELESS/SPARK EQUIPMENT
2. CRYSTAL RECEIVERS AND RELATED CRYSTAL EQUIPMENT
3. BATTERY RECEIVERS (1920s)
4. WOOD CATHEDRALS, TOMBSTONES, AND CONSOLES
5. WOOD TABLE RECEIVERS (TUBE)
6. NON-WOOD TABLE RECEIVERS (TUBE)
7. PORTABLE RADIOS (TRANSISTOR AND TUBE)
8. "MODERN" ELECTRONICS, 1980s TO THE PRESENT ELECTRONIC EQUIPMENT AND ELECTRONICA (EXAMPLES INCLUDE VINTAGE COMPUTERS, MODERN RADIO EQUIPMENT AND RECENT UNIQUE ELECTRONIC AND COMPUTING ITEMS)
9. SCRAP YARD/FABRICATED RADIO (WORKING – MUST BE HEARD 10 FT AWAY)
10. MISCELLANEOUS VINTAGE ELECTRICAL EQUIPMENT (EXAMPLES INCLUDE TELEPHONES, TELEGRAPH, SCIENTIFIC TEST EQUIPMENT, ELECTRICAL DEVICES, TELEVISION)
11. KIT RADIOS AND EQUIPMENT (AT LEAST 10 YRS. OLD)
12. HI-FIDELITY EQUIPMENT
13. AMATEUR RADIO EQUIPMENT (AT LEAST 10 YRS. OLD)
14. MILITARY ELECTRICAL AND ELECTRONIC EQUIPMENTS
15. REPLICAS AND VINTAGE STYLE CREATIONS
16. FOREIGN RADIOS
17. SPECIAL CONVENTION THEME: RCA AND ALL ITEMS CARRYING THE RCA NAME
18. COMPONENTS (INCLUDING VACUUM TUBES)
19. OPEN DISPLAY

QUESTIONS? CONTACT TOM TAYLOR 281-229-2970 or ihcrally@yahoo.com

HVRA 2023 ANNUAL CONVENTION REGISTRATION and MEMBERSHIP FORM

(For Questions Please Contact Lewis Brittain at 713-517-8722 or britfam1@juno.com)

Last Name: _____ First Name: _____

Address: _____

City: _____ State: _____ Zip: _____

Phone: (____) _____ Ham Call: _____

E-mail: _____

All Bidders and Sellers Must Register and Be Active HVRA Members

Mar. 10–12, 2023 Houston Marriott North	NUMBER	AMOUNT
Advance Registration: ** \$20 (Postmarked by 2/20/2023)		\$
On-Site Registration: ** \$25		\$
**Annual Membership \$20: (3/1/2023 – 2/29/2024) NEW		\$
**Annual Membership \$20: (3/1/2023 – 2/29/2024) RENEWAL		\$
Awards Banquet Dinner: Sat. Mar. 11 @ 6:30pm
Chicken Dinner: \$30 per Adult		\$
Child Plate (12 and under): \$15.00		\$
Vegetarian Dinner – \$30.00 per Adult		\$
Vegetarian Dinner - \$15.00 per Child		\$
Swap Meet: 1st Table Free ; Additional Tables - \$10 each; Any member needing a table(s) must contact Lewis prior to Feb. 20		\$
Grand Totals	\$

- ****Only One Registration Required Per Family (One Bidder Number)**
- **HVRA Commissions: Individual Sellers at 15%**
- **Tables available for Sunday Swap Meet-no charge, no limit**
- **Buyers and Sellers Settlements at Conclusion of Each Day’s Auction Activities (Numerical Order)**

ADVANCE REGISTRATION: CHECKS, PAYABLE TO HOUSTON VINTAGE RADIO ASSOCIATION (HVRA), or CASH MUST BE POSTMARKED BY FEBRUARY 20, 2023 to:

Lewis Brittain 3722 Xenophon Dr. Houston, TX 77082

ON-SITE: AFTER FEB. 20, 2023, BRING REGISTRATION FORM AND CHECK/CASH TO CONVENTION

HVRA USE ONLY:

DATE RECEIVED: _____ **CHECK NUMBER:** _____ **CASH:** _____

REGISTRATION (BIDDER) NUMBER: _____

FROM THE PAST (scans from originals)

Houston Vintage Radio News

VOL. 1 NO. 1 4215 Ravine Drive, Friendswood, Texas 77546 JANUARY, 1979

EDITORIAL COMMENT

This the first issue of what I hope will be a publication that will flourish for years --- along with it's parent The Houston Vintage Radio Association. Save it --- it may become a collector's item.

The idea for the title was George Maczali's. George's reasoning was that we know the title belongs to no other organization and it identifies the source of the publication immediately. The first few amateurish issues will be the sole product of yours truly. Any help will be appreciated. --- And the membership should feel free to change the above title if they so desire.

Frank Cooper

JANUARY PROGRAM

The next meeting of the Association will be held at 7:30 p.m. on January 16, 1979, at the Museum of Natural Science. George Maczali has furnished a 36 minute slide and cassette program of a tour of the Antique Wireless Association Museum in East Bloomfield, N.Y. including a 1925 radio store complete with working radios and equipment. After the program, an auction, trade, and sell session will take place.

CHRONICLE & HORN SPEAKER ARTICLES

Did you see the nearly full page article in the Dec. 2, 1978 (section 2, page 1) Houston Chronicle regarding the formation of H.V.R.A. and Frank Cooper's radio collection? --- Or the picture of H.V.R.A. officers and write-up about the formation of the Association on page 6 of the December Horn Speaker.

FORMATION OF H.V.R.A.

Three people, Bob Lucas, Penton Wood, and Frank Cooper, decided the Houston area should have an association. They compiled a list of approximately 80 interested people, printed a bulletin, found a meeting place, set the time and date, licked the envelopes containing the bulletins, and mailed them to the 80 people. Twenty-one of these people met at the Museum of Natural Science on November 16, 1978, selected a name, purposes and officers. Officers elected until May, 1979, are:

President: Frank Cooper, 4215 Ravine Drive, Friendswood, Tx. 77546 Ph. # 482-6781

Vice-President: Penton Wood, 3122 Ann Arbor Ct., Sugarland, Tx. 77478 Ph. # 494-2223

Secretary-Treasurer: Bill Werzner, 11402 Endicott, Houston, Tx. 77035 Ph. # 868-2814

Historian: Casey Cutler, 1824 Ave. "D" Galveston, Tx. Ph. # 762-3596

Meetings are to be held the third Tuesday of each month (except December) at 7:30 p.m. in Classroom # 1 of the Houston Museum of Natural Science.

Dues of five dollars for six months membership should be mailed to Bill Werzner at his above listed address.

NOTICE: The Dallas chapter of the Vintage Radio and Phonograph Society, will sponsor the annual VRPS "Winter Auction," to be held Feb. 17, 1979, at the Texas Power & Light Bldg. in Richardson, Texas. Both collector and the public are cordially invited.

H.V.R.A. AUCTION

Anyone wishing to auction vintage radio, phonograph, telephone, or electronic items are encouraged to bring these items to the Jan. 16, 1979 meeting (or any meeting thereafter). A ten percent charge will go to the club for every item auctioned. If a seller decides that his item is selling too low he may buy his own item and pay 10% of the purchase price to the Association. Anyone wishing to sell or trade may do so after the auction. Among items to be auctioned at the January meeting is a tube checker, horn speaker, and a mid 1920's TRF battery receiver. Bill Werzner will be the auctioneer.

INVITATION to contribute vintage radio restoration tips to Houston Vintage Radio News.

LIST OF H.V.R.A. PAID MEMBERS

1. Guy Allen, W5JFD/W4FDR, 2307 Poinciana, Ho. 77018, ph. # 681-0550
2. James Anders, 5607 Trafalgar Drive, Ho. 77085, ph. # 723-4957
3. Raleigh Barker, 6206 Bankside Drive, Ho. 77096, ph. 772-2011
4. Guy Bobkoff, 5446 Grape, Ho. 77096, ph. # 666-0475
5. Frank Cooper, W5VID, 4215 Ravine Dr., Friendswood, Tx. 77546, ph. # 482-6781
6. Casey Cutler, 1824 Ave. "D", Galveston, Tx. ph. # 762-3596
7. R.M. Czaplewski, W5GUL, 8126 Garden Parks, Ho. 77075, ph. # 991-0940
8. Jimmy D. Edgington, 1018 S. Spooner, Pasadena, Tx. 77506, ph. # 472-3453
9. N.T. Francis, 2020 Hanover Circle, Beaumont, Tx. 77706 ph. # 898-0619
10. M.W. Hamilton, 126 Parliament, Ho. 77034, ph. # 946-7442
11. Dan A. Lindley, 4418 Sarong Dr., Ho. 77096, ph. # 723-2268
12. Ortho Lindsey, W5FR, 1919 Ramada, Ho. 77062, ph. # 488-0517
13. Bob Lucas, 9014 Mahoning Drive, Ho. 77074, ph. # 774-4953
14. George Maczali, K5STR, 4102 Durness Way, Ho. 77025, ph. # 664-1570
15. Bob Martens, 3401 Cameo, Ho. 77080, ph. # 460-3231
16. Cecil Melvill, 1110 Dismuke, Ho. 77023, ph. # 926-9236
17. John Mohundro, 12022 Sela, Ho. 77072, ph. # 498-550E
18. John B. Victory, 10206 Briar Forest Drive, Ho. 77042, ph. # 784-3537
19. Forest H. Ward, W5EI, 8222 Harding St., Ho. 77012, ph. # 926-6917
20. Bill Werzner, 11402 Endicott, Ho. 77035, ph. # 493-7844
21. Penton Wood, WB5VXU, 3122 Ann Arbor Ct., Sugarland, Texas, 77478 ph. #494-2223
22. Maury Zivitz, 5619 Arboles, Ho. 77035, ph. # 723-4254

WANTED, FOR SALE, OR TRADE

Short want, sell, or trade ads may be included free of charge to members by sending ads to Frank Cooper, 4215 Ravine Drive, Friendswood, Texas 77546.

FOR SALE: Scott 800B (works) three band receiver. Vintage 1946-48. \$100. or trade. Also thousands of tubes - vintage mid 1930's through 1960's. Red Edwards. Houston Ph. # 774-9138

WANTED: 24A tubes. Bill Werzner, 11402 Endicott, Houston, Tx. 77035. Ph. # 493-7844

WANTED: Information regarding how to restore original color on coils of AK 10 breadboard. Bob Lucas, 9014 Mahoning Drive, Houston, Tx. 77074 Ph. # 774-4953

WANTED: Battery or early ac radios. Frank Cooper, 4215 Ravine Dr., Friendswood, Tx. 77546 Ph. # 482-6781

"ZAP 'EM" By Bob Lucas (Feb. & Mar, HVRN, 1979)

HVRN = Houston Vintage Radio News

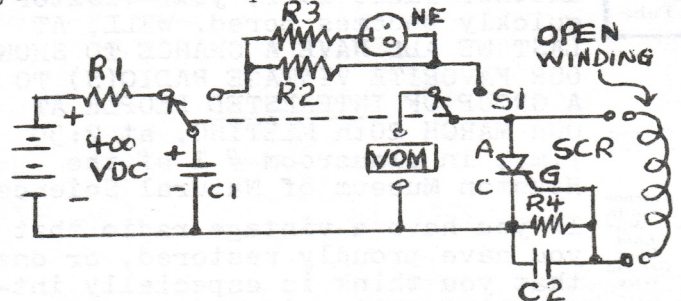
In repairing your vintage radio, open audio transformer windings are often encountered. Also, the coil windings in a magnetic speaker are often open. As you know, these are tough repair jobs. If you try the 'zap' method, you may save yourself a lot of time and sweat. Hook up the open component, an ammeter, and a variable voltage power supply in series. Slowly increase the voltage, while watching the ammeter. If you are lucky, a certain voltage level will arc across the break, and current will begin to flow. Fixed!!! Since the D.C. resistance of audio primaries, and speaker coils is normally 2000 to 4000 ohms, and the 'zap' voltage may reach 300 volts, you may be sending 100 to 150 milliamperes through the winding at the time of the 'cure.' If you lower the voltage quickly, the winding won't be hurt, even though it may be rated at only 10 milliamperes. Try this on any type of winding --- power transformers, output transformers, and dynamic speaker field coils. Success may be lower with high current devices. Will the repair be permanent? My experience shows about 60% cures, and about 5% later failures.

MORE ON 'ZAPPING'

by Bob Lucas

Last month I described a method to repair open transformer windings. Feeding a high voltage across the open winding, will often cause an arc across the open space, welding it closed. Unless the current is shut down immediately, the copper bridge may heat up and vaporize.

Below is a circuit, using an SCR, which will allow the current to flow for only a few milliseconds. The neon lamp will tell you when current is flowing, and the DPDT switch allows you to make a quick ohmmeter check.



- R1 100 ohm, 1/2 Watt
- R2 27K ohm, 1/2 Watt
- R3 .7K to 5.6K, 1 W.
- R4 150 ohm, 1/2 Watt
- S1 DPDT switch (+230 VAC)
- C1 10mfd., 450 V.
- C2 .01mfd., 100V. Disc
- NE NE2 neon lamp
- SCR GE C106D (or 4 to 10 amp, 400 PIV equivalent)

Schematic courtesy R.E. Lozier Jr. Radio Age, March, 1977

Wooden Radio Case Refinishing by Joe Gernand

Let me preface this article by saying that there are nearly as many ways to restore a wood radio case as there are people restoring radios. The techniques, tools and materials that I used in this case restoration are not the only way to accomplish a fine result. However, they worked for me on this case restoration.

In the July, August, September – 2021 Grid Leak, I discussed some techniques and tools for repairing damage to the wood in wooden radio cases. This article completes the refinishing one of those same example cases. It is a tombstone style Crosley from 1934. It had many dings, gouges, dents, and loose veneer that I repaired before moving on to refinishing. In the article below I complete the case restoration.

One quick note on safety. I used the appropriate safety gear during all of the refinishing operations discussed below.

Old finish removal

In the first picture below you may think the case doesn't look too bad; however, the worst of the finish is on top and on the sides. In the second picture a utility knife blade is used as a scraper to remove the old finish. You can also see in that photo that the finish was in bad shape. In this case the deteriorated finish was easy to remove with scraping. (Note: If I had been removing paint, I would have used stripper if I suspected lead in the paint. I don't want lead paint dust all over my shop)

After scraping the large areas and sanding all of the flutes, filigree, and moldings with 150 grit sand paper, I sanded the whole case with 220 grit paper. I cleaned the case with lacquer thinner and mineral spirits then let dry overnight.



Before Finish Removal



Finish Removal in Progress



Case Sanded and Cleaned

With the old finish removed and the case cleaned, I had a good base to work with.

Before I get into the finishing process, I used to restore this radio, I want to talk about how the factory may have finished this case. What they probably did was spray a tinted lacquer to seal and color everything to the way they wanted it and used shadow masking to keep things even. Then blasted it all with several spray coats of clear lacquer to seal it all together. All fast and easy in a factory. A factory that has dedicated facilities, special fixtures and tools, personnel with practiced skills all to support high production rates.

The process below is not how this case was originally finished at the factory. I wanted a finishing approach that didn't use special resources. I don't have a place where I can spray on a regular basis without moving cars, tools, etc. out of the way and then covering everything with drop cloths before spraying. The approach below trades time for minimal investment in tools, materials and skill. It is a safe controllable approach that can be accomplished by anyone without special equipment. It uses off-the-shelf products, and progresses at a pace that allows adjustments as you go.

As stated above I planned to return the case back to a color close to the original. Given the case is made from differing woods, with very different colors; stains, dyes and tints would be needed. To even out the wood colors, I masked off the walnut veneered sections and applied a walnut gel stain for an even base color on the lighter woods. After 2 coats of gel stain, I had a good base color on the lighter wood but it was still a little too light. I let the gel stain dry for several days before spraying with a dark brown lacquer-based toner to get to the color I wanted for the lighter woods.

Wooden Radio Case Refinishing by Joe Gernand (continued)

Note on gel stains: The sides and top of this case are made of light-colored soft woods. Oil based gel stains help control blotching and color reversal on soft grained woods. They can be applied in layers, heavy or thin to even out different wood colors. They can be blended to develop an infinite color palette. When allowed to cure completely they can be safely sprayed with lacquer or varnishes. If you plan to brush on a lacquer test for compatibility first. The action of brushing may pull up or wrinkle a heavy gel stain coat if it isn't fully cured. If I'm concerned about the curing rate in humid weather, I'll bring small pieces into the house to aid in curing.



Lighter Wood Stained and Tinted



Final Stain & Rubbed Lacquer Top Coats

The last step in color balancing was to apply a coat of gel stain to the walnut. This blended and unified the colors. After letting the stain dry for several days, I sprayed on 3 coats of Semi-Gloss lacquer, let that dry overnight, then another 3 the next day. I let these coats continue to dry in the house for 2 weeks. During those 2 weeks, the lacquer finish continued to shrink and harden. With the lacquer now fairly well cured I lightly wet sanded with 400 grit paper to level the finish on the flats. I followed with a green scotch bright pad on the flats and the curves being careful not to sand through. At this point, the flats and curves were still a little duller than I wanted. I then lightly wet sanded the flats with 600 grit paper and then polished everything with a blue scotch bright pad. This left a smooth satin finish.

All materials used are available in local stores.



Materials Used

Starting the Road to Becoming a HAM Operator Ric Slater - KI5WID

After being a member of the HVRA since 2015, I had become friends with many members who were also HAMS and had been for many years. At last year's HVRA convention, I was sitting next to Tom Taylor who has along with others have been nudging me towards getting into being a HAM operator. I have been considering it for some time, but never quite made it up the hill to consider it seriously. So back to Tom and the convention auction. He mentioned he had put a spare Kenwood SSB Transceiver (TS-520) he owned in the auction, and it was coming up. I asked him if it was good enough to do standard HAM activities and was it in good condition. He mentioned it was and many other details I still cannot recall. I decided to take a chance if the price did not go to high. It didn't and I was the proud owner of my first HAM set. It was time to take it seriously. I then got some demos of HAM outfits from Tom and other members after the convention. I took it home and with instructions from several HAMS in our club, began to set it up and get it connected. At this point, I had a 100' antenna in the attic of 16-gauge wire that allowed me to listen in to others speaking, but I was a long way from really being a HAM. A few months went by listening in and I wasn't really getting good reception. Lance Borden suggested I bring my set over to his place and use his antenna to see if the set or my antenna was the problem. No surprise, the set I bought from Tom was like new and my antenna was the problem. About this time, I knew I needed to get my HAM license if I was ever going to communicate online. I googled HAM study courses online and found a course that included practice tests and it made the process much easier. It was called Ham Radio Prep and included the Technician and General exam preps for \$25. I took the technician test at the Texas City HAM/HVRA event in July and passed. I am now getting ready to take the General in January. A couple of the members offered to help me setup a real antenna after I purchased the coax, antenna, and an antenna tuner (the tuner I purchased new and cost 3X the cost of the HAM set!!) In January, I will, with help from some of the members, install my antenna and get started transmitting.

I also joined the Clear Lake Ham club. Joining a HAM club is one way to get to know other HAM's and make the experience fun and I can't emphasize "having fun" enough. HVRA has many HAMS in it and that is a great way to be learn about being a HAM operator. They love to talk it and help getting others started. This is one of the best kept secrets of being a HVRA member!!

The best advice I can give in getting started is to not try to jump in all at once until you try listening to people speaking on the air and see if you like it. Listen to a HAM member's set and get a feel for the experience. Next look for an inexpensive set and in some cases a handheld set for a couple of hundred dollars will do just fine to get started. The exams take some effort to study for, but an online program like Ham Radio Prep for \$25 is well worth the cost and eases most of the pain. The most important thing is to take your time getting to know the art of being a HAM. I have spent 6 months getting a license, putting up an antenna to listen in and now purchasing the additional equipment I need to transmit. In the future, I may upgrade to more expensive equipment, but not until I need it to make for a better experience.

And it all started by sitting next to Tom Taylor and purchasing his spare HAM set for \$80 at our last convention.



Editors Note:

Ric Slater joined HVRA in 2015 and is currently serving on the Board as Historian (2nd time). He had served as HVRA treasurer and maintained our auction software and associated auction recording duties for several years. Ric continues to stay active as HVRA Historian, a presenter, and assisting others during General Meetings and at the Annual and Mega Auctions.

Derek Ross is liquidating his radio collection. Below are a sampling of some of the fine examples to be sold. For additional information, please see the HVRA website HVRA.org or contact Derek at allenross04@yahoo.com.

1937 Art Deco Radio Bar



1951-2 Zenith Radio/Phono Model J644



1948 Philco Radio/Phono Model 48-1256



1939 Hickok Radio Service Panel Model 60



1938 Zenith Console Radio Model 6-S-254



Show-Lab
 ALL IN LINE—NOT UP, NOT DOWN EYE LEVEL ACCURACY EVERYTIME
 Illuminated
RADIO SERVICE PANEL
 ..Special Courtesy Offer at Actual Cost

REMEMBER—There is no other on the market that can not be quickly repaired and looked with Standard Hickok Test Equipment.


REMEMBER—There is no other on the market that can not be quickly repaired and looked with Standard Hickok Test Equipment.

MODEL SIXTY
 Size 44 inches wide — 24 inches high — 12 inches deep. All steel. Dark blue smooth crystal finish. Chrome trim. Instruments main block with sets silver panels to match. Weight 47 pounds, panel only.
STRIKINGLY ILLUMINATED WITH LONG LIFETIME LAMPS INSET IN TOP.
 Six convenient receptacles, all with fuses, to connect units being tested. Line cord and plug. On and Off switch, etc. Panel shows with 25G15 Microvoltage, 5P0-4 Oscilloscope and 51-X Radio Tube and Set Tester. Also supplied with any one, two or three test units illustrated on this page.

The Most Complete Radio Service Panel Available
 New equipment will be accepted in panel no charge. Add Show Lab price to price of Testers. Dealer's instruments will be accepted at factory. Write and tell us what you have.

DEALERS NET PRICE (Panel Only with Lamps) \$39.00

Ronnie Schanzer is liquidating his radio and scientific collection. Below are some photos of the erector sets for sale (total of 11 sets) and radio tubes. He also has chemistry and microscope sets for sale. For additional information, please contact Ronnie at 713-628-3456 or ronnie.schanzer@gmail.com



Buy, Sell, Trade, & Services Offered**WANTED**

Need to refurbish and service a Knight KN735 stereo tube amp. 20W per channel. This is my Dad's stereo amp that he bought new in 1963. I think the last time it was powered up was in the late 1970's. I've cleaned the chassis and I am looking for someone to refurbish the amp, re-cap, tube check, and electrical check. If you're interested in doing this project, please contact me at Rande10493@gmail.com.

Thank you, Randy Anderson

Wanted: Atwater Kent Model 36 radio with matching type "Y" power supply in working condition. Will purchase either early or late versions (or both if available).

Wanted: Atwater Kent Model K speaker in working condition. Jerry Sirkin 281-844-4124; gsirkin@aol.com.

For Sale

Working R45 AKA AN/ARR-7 Receiver with 12 tubes, a copy of the original maintenance manual AND a home brew power supply. Very similar to SX28 with five bands and crystal filter. Asking \$100 Has output for companion BC1031C panoramic adapter which is to be sold separately for \$50.

Contact Tom Taylor 281-229-2970, ihcrally@yahoo.com

George Wilder has two separate FOR SALES

Bound volumes of Riders #1 – #21, a 1938 Index, and some other service data all in a set of bookshelves. All for \$50. Pick-up in Navasota

Please contact George at 630-334-3232 or radiodoc@comcast.net

SERVICES OFFERED**Vintage Sounds**

Vintage Sounds is located in the Market Place Antique Center, 10910 Katy Freeway, Houston, they service and repair vintage phonographs, radios, telephones, in addition to selling phonograph records, radios, phonographs, telephones, vacuum tubes, books, light bulbs, parts, and so much more.

Open Friday, Saturday, and Sunday 10 AM - 6 PM. HVRA members 10% discount on radio items. (713) 468-4911 www.vintagesoundshouston.com

Borden Radio Company website: <http://www.xtalan.com> Antique Radio Schematic Service included in web-site. Crystal radio kits for sale. (281) 620 - 6692

Sargent Auction Service: www.sargentauction.com, Jims@sargentauction.com Jim Sargent, WA5QBR, Auctioneer, TX license 16135 Location: 200 Thomas Road, Granbury TX 76049

Allen Speaker Service: Speaker re-coning and repair, 919 W.19th St. Houston, (713) 862-2747.

Tom Granger Restorations, radio and phono cabinets. (281) 338 - 8277 (www.tomgranger@mac.com)

Ace Electronics: 3210 Antoine Drive Houston, TX 77092 713-688-8114 (www.ace4parts.com)

Electronic Parts Outlet (EPO): 3753 B Fondren Rd Houston, TX 77063 713-784-0140 (www.epohouston.com)

Electronic Supply Company of Texas City 1524 Texas Avenue, Texas City. 800-451-7532; 409-945-4401; www.electronicssupply.com

Every nature of major brand wire and associated interconnects for data for video/audio signal transfer; handheld instruments for troubleshooting and process monitoring as well as both digital and analogue panel instruments; Unique items include the Fox n Hound Circuit Tracer, Insulation Tester, IR Thermometer, RTD measurement and communications diagnostic; variable lab quality power supplies for the bench and fixed voltage for remote location.

Other Radio Related News

Texas Broadcast Museum: 416 E. Main Street in Kilgore, TX. Phone:903-984-8115.

There are hundreds of pieces of vintage paraphernalia related to radio and TV broadcasting.

Admission is \$6.00 (\$5.00 for seniors and military vets).

Edington Family Museum of Atwater-Kent Radios: 550 Roosevelt in Silsbee, TX. Please contact Jimmy Edington for appointment at 337-476-4328 (atwaterkentrus@gmail.com). Jimmy, a long-time collector and original HVRA member, has re-purposed a beautifully restored hotel to display his outstanding collection of Atwater-Kent radios and related products. See his website, www.atwaterkentrus.com.

More Radio Clubs

Delaware Valley Historic Radio Club www.dvhrc.com

Oklahoma Vintage Radio Collectors (OKVRC) President: Jim Collings, PO Box 50625, Midwest City, OK jcradio@cox.net; \$15 annual dues. Monthly meetings, annual show.

Antique Radio Club of Illinois (ARCI)
www.clubinfo@antique-radio.org

Collins Radio Association (CRA). David Knepper, PO Box 34, Sidman, PA 15955. No dues. www.collinsra.org

Michigan Antique Radio Club (MARC). Don Colbert, MARC, Pub: The Michigan Antique Radio Chronicle, quarterly. Dues: \$20. membership@michiganantiqueradio.org. Annual Extravaganza and other quarterly meets. www.michiganantiqueradio.org

New Mexico Radio Collectors Club (NMRCC). Monthly newsletter and members meeting (with flea market, auction and theme program). Dues: \$20. For more information contact John Anthes, jpanthes@comcast.net Club website: <http://newmexicoradiocollectorsclub.com>

Texas Antique Radio Club (TARC), Doug Wright, Canyon Lake, TX. wrightdouglas70@yahoo.com

Vintage Radio and Phonograph Society (VRPS), Dallas / Ft. Worth, TX. George Potter
vrps@sbcglobal.net, website: www.vrps.org

Texas Panhandle Vintage Radio Society (TPVRS). Contact: Elroy A. Heras, 4086 Business Park Dr., Amarillo, TX 79110

Canadian Vintage Radios Society (CVRS) Contact Gerry O'Hara 226 Dallas Road Victoria V8V1A5 Canada (gerrycohara@gmail.com) 604-671-6062; CVRS Website: canadianvintageradios.com

COCA COLA COLLECTORS

A retired vintage coca cola collector, Lisa Garrett, living in the LaPort area, is selling her Coca Cola clock. If you are interested, please contact her at 1-516-427-4898 (lisaamgarrett@gmail.com) for all details.



SWAP MEET DECEMBER 3, 2022 (EPO)

