

The Grid Leak

*July—August
2011*

www.hvra.org
(Color GL on web site)



**Bill Werzner
performing
electronic
diagnostics on a
Battleship Texas
receiver .**

**Find out why
and where
at the July
HVRA meeting.**

Inside —

- *From the President*
- *Museum Ships Weekend-Report*
- *TroubleShooter—Philco coils*
- *June Meeting Report*
- *Convention OEC Categories.*
- *Club events*

**MEGA
Auction
September 24
8:30 AM
Bayland Park**

From The President.....

The summer of 2011 has really gotten off to a busy start for us down here on the Texas Gulf Coast. Despite the record heat and what appears to be a record breaking drought, radio club events continue at slightly less than frenetic pace for all involved. With the annual spring mega auction now behind us we look forward to the fall mega in September.

In June the annual Museum Ships Weekend aboard the historic Battleship USS Texas was a resounding success with the Katy Texas HAM Club supporting BTARS (Battleship Texas Amateur Radio Station) operating the entire weekend. Over 1200 contacts were made during the three day period. With the overnight scouting event on board, the nighttime radio contacts made from down on the second deck will be remembered by these kids for many years to come. Kudos to BTARS and to all who assisted in making this a most memorable event! All who volunteered were especially impressed with the hospitality provided by the ship's staff and Texas Parks and Wildlife for the use of the ship's facilities during that hot busy weekend.

Then two weeks later, long time HVRA member Mike Payne, welcomed all to his Electro Junk Inc. business in Alvin for the annual tail gate swap meet where electronics of every description were up for sale or trade. Mike's vast collection of electronics rivals any museum visit for those of us who fancy heaven as a vast surplus yard filled with "recyclable resources".

From June 13th to the 16th, my son Konrad and I were guests of Stan and his wife Jackie Bryn in Socorro, NM. Stan, a WW II U.S. Navy veteran aboard the USS Alabama, holds a PhD in electrical engineering. He is one of the few still living experts in WW II era electronics. Stan requested that we not refer to him as "Doctor", simply as Stan or Mr. Bryn. We spent the better part of three days learning how to overhaul and calibrate two large (80+ pound RBB and RBC) receivers that HVRA shipped there for restoration to be used aboard the USS Texas. We met the Bryns last December when Stan and his wife brought a truck load of missing radio gear from his shop in Socorro and donated the entire load to the ship for use in the radio room. Most recent high school graduates want to celebrate with a trip abroad, to Disney World, etc.; but having just graduated from Bellaire, TX High School, Konrad was counting the hours until our trip to Socorro. Both of us treasured those three days working under the direction of Stan Bryn in his workshop. We especially want to thank Stan and Jackie for the hospitality they provided by having us stay in their home, and Stan's round trip for us to the Albuquerque, NM airport. A vacation abroad could not have been more rewarding, and HVRA's goal of restoring Radio 1 just moved another step forward thanks to Stan and Jackie Bryn!

Annual Election of Officers Sept. 24

Preceding the Fall Mega Auction we will be asking for nominations for this year's election of officers. We are always looking for a few dedicated individuals. Here is your chance to contribute in a big way by becoming a candidate for one of the following positions:

Vice President
Secretary
At Large Position 2.

To qualify, one must be a member in good standing – and that means annual dues must be paid up. If elected, you are expected to attend the monthly Board of Directors meetings, abide by the rules set forth in the HVRA Bylaws for the office to which you are elected, and participate in our regular monthly meetings.

HVRA Secretary Al Kocian announced during the board meeting July 12th, that he would not be a candidate for that position during the annual election of officers in September. Al has done a stellar job as secretary and served a number of years, he will be sadly missed. We will need someone to fill that vacancy! Here is your chance to contribute to HVRA as a nominee.

Don't Miss Out ! July Meeting

If you're under the mistaken impression that our monthly meeting auctions are not worth attending, it's time to wake up! We still have loads of items from the Bob Wood Estate to sell and really need to clear out one of the storage units that we have been renting for over a year. Many items including tube assortments, parts, test equipment, literature, etc. have brought spirited bidding from club members who found that buy of a lifetime in a monthly meeting auction.

This month's program will include a report about our visit to Socorro, New Mexico with pictures of a "recyclable resource paradise" the kind of place we hope someday to find in Heaven. Using our new projector, you will also see a few photos of the beautiful San Lorenzo Canyon just outside Socorro.

Coffee, donuts, juice and snacks will be served so don't worry about missing breakfast at home – come on, join us, and feel free to bring a guest.

Richard Collins' Collection to be Sold in February – 2012

Many of our senior members will remember Richard who served as an HVRA officer and Board of Directors member for quite a few years. Following his death, his family sold Richard's large tube and parts collection during one of our annual convention auctions, but chose to keep his rare phonograph and radio collection along with a number of his vintage records. With the residence in Sugarland, TX, now up for sale, the family decided to offer Richard's phonograph and radio collection to be sold during our convention auction in February 2012. Watch our web site as photographs of his beautiful collection become available in the coming weeks. This collection currently fills a 10 by 20 foot storage unit which will be made available for viewing upon request as time permits. No sales from the will be made prior to the Feb. auction.

Museum Ships Weekend – Battleship USS Texas

Record number of contacts — 1206, Museum Ships— 9

The 2011 Museum Ships Weekend (MSW), Friday, June 3rd through Sunday, the 5th was a record setting success. Battleship Texas Amateur Radio Station (BTARS) had a wonderful time participating in the 2011 Museum Ships Weekend sponsored by the USS New Jersey.

This year BTARS members were graciously allowed to spend the night aboard ship for the entire MSW event. On Friday morning Joe Peet, president of BTARS, and Steven Manning met with Reid Shipp to begin operations. Reid worked to install a tuner on one of the ships antennas while Joe and Stephen hung Joe's newly home built Off Center Fed 80 meter dipole antenna between fore and aft - Port side yard arms. All efforts to get the ships antenna to function with a modern radio proved fruitless, however; Joe's home built antenna exceeded expected performance.

Richard Hind joined the BTARS group just before MSW radio operations began at 7pm Friday and continued until about midnight when the operators hit the racks – literally. Operations were going again by 7am and we were joined by Vaclav Sal, Michael Smith and Peter Farver, we operated through the warm afternoon until the ship lost power Saturday afternoon and were forced to take a needed break. Saturday night the overnight campers visited the radio room operations, asked many questions, watched very long distance radio contacts and saw first hand what radio communications are all about. Michael, Peter and Vaclav operated through Saturday evening well into Sunday morning, took a short sleep and were at it again through Sunday afternoon.

Christopher G., the young man in the photo, visited the radio room on Sunday afternoon with his parents. The BTARS group asked Christopher if he would like to operate the radio and were quickly amazed to watch this radio novice take the bull by the horns. Michael Smith calculated that Christopher averaged a radio contact every ten seconds – yes, 6 recorded radio contacts per minute.


The final record setting tally for the three day event is 1,206 recorded radio contacts including 9 Museum Ships (like the Battleship Texas), 16 countries, 3 Islands, and the Florida National Weather Center.

New "Firsts" for this event are operators staying on the ship for the entire event, electronic (computer) logging of all radio contacts, and over 1,200 radio contacts.


BTARS would like to thank all our friends who volunteer on the Battleship Texas and the Texas Parks and Wildlife Department staff that helped and gave us the needed logistical support to allow BTARS radio station to participate in the 2011 Museum Ships Weekend and to share the glory of the Battleship Texas with the 1,206 radio "visitors" from around the world and all the regular visitors who stopped by the radio room to watch us operate.

If you are interested in becoming a member of the BTARS radio station (you don't need to be a radio operator) visit the BTARS website at NA5DV.org.

Joe Peet - N5IDF Katy Texas



BTARS—radioman (boys) - Valcav, Christopher, Peter, Michael



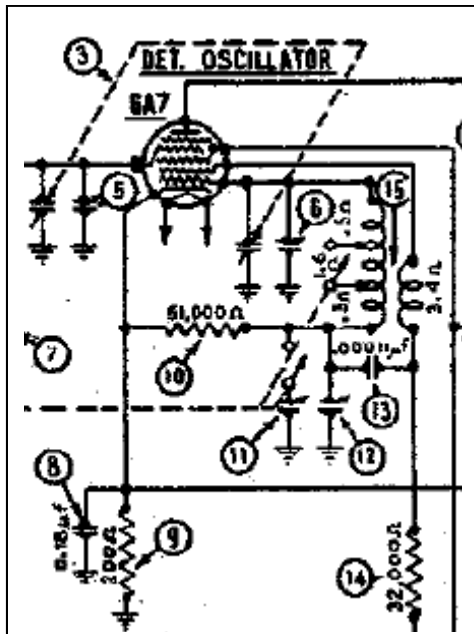
Rewinding Philco Oscillator Coils

By Bill Werzner

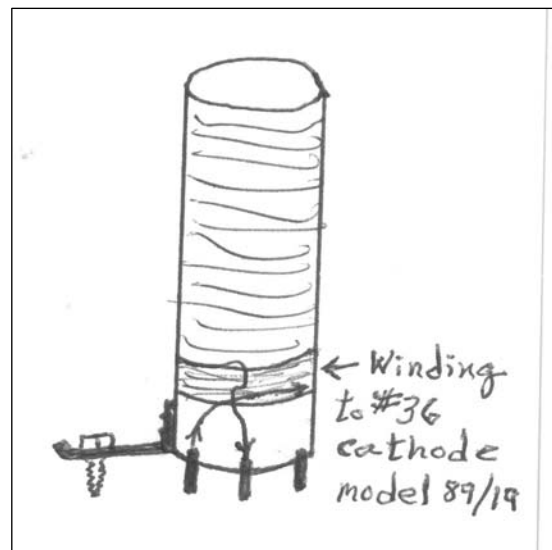
Just about every Philco model 89 / 19, or 60 that I have ever restored had oscillator problems caused by [1] an open cathode winding [2] windings coming loose from their binding material, or [3] where someone attempted a rewind and failed. The latter (#3) is what prompted me to write this article.

A customer brought me a beautiful Philco model 60 cathedral for restoration. The radio had been restored for the most part with new capacitors and some out of spec resistors replaced. The radio however had lousy reception, howled when tuned, and the band spread; if you want to call it that, had the stations concentrated close together and in the middle section of the radio's dial. For example, the station at 610 was coming in around 780 with nothing below that point. I removed the oscillator coil from the can after labeling the wires and found someone had attempted a rewind using plastic electrical tape and a hot glue gun to secure the windings. Not only that, but the winding was mounted about a quarter inch too high over the underlying coil. I removed the mess and rewound the coil using a time proven technique I developed twenty plus years ago.

To rewind the "cathode" winding first remove all of the old fine wire and mark the terminals with a sharpie pen. This is very important – note the direction of the coil winding and duplicate it as closely as you can. Count the windings if possible. I often sketch a diagram like the one shown below to show the winding configuration. Carefully remove all of the old waxy celluloid like insulation that separated the windings without scouring the underlying coil windings. I found a thumbnail scraping of the surface works best and does not damage the insulation on the magnet wire on the coil body. After the underlying coil surface has been cleaned, brush on a generous amount of G C Electronics Q – Dope. After the coil dope has dried, wrap three layers of Scotch brand double sided 3/4 inch tape tightly over the lower part of the coil. Now you can begin rewinding the coil using fine magnet wire as close to the original wire size as you can find. Begin winding from the inner fixed coil's base and in the direction of that coil's winding. When you have completed the winding – keeping the turns as close together as possible – coat your new winding with coil dope and allow it to dry. I use a very small rat tail file to remove the insulation from the fine wire before soldering to the coil form terminals. The Philco 89 / 19 models require 28 turns and the model 60 needs 19 turns in order to function. You will also need to align the radio after the newly rewound coil is installed. If you follow this technique, the double sided tape makes rewinding easy, take your time and for seniors like me, you'll need a magnifying glass.



Detector
Oscillator Stage
for Philco 60



Philco 89/19 Oscillator Coil

June Meeting report

Cheap — Amplifier Building Contest



Reid Shipp's baking pan amplifier



Mike Slovan's amplifier entry

At the June HVRA meeting two home brew amplifiers that were entered in the Amplifier Building Contest. Amplifiers had to meet several specs.—output: 5-10 watts; input 100 mv for 5 watt output; tubes must be used in the amplifier stages. The winner will be based lowest cost of parts (CHEAP)

Two entries presented by Reid Shipp (the one on the left) and Mike Slovan (right). Reid's amplifier was built on a cheap baking pan while Mike used a recycled chassis. Both amps worked exceptionally well as demonstrated before the membership. Reid's unit was voted winner in the contest that was based on use of least expensive parts and able to amplify a specific peak to peak signal with assigned output power. Reid's amplifier costs were in the \$120 range. Note the aluminum baking pan chassis.

HVRA Meeting Contests

October 22, 2011 Radio Conversion Contest

Many people would like a vintage radio with no tubes.
Rules: Conversion may not use commercial solid state tube replacements.
Original radio chassis must be converted to work without tubes.
Demonstrate operation of radio on all bands.
Explain the design
Meeting attendees will vote to determine winner.

Congratulations to both for a job well done on a couple of great sounding amplifiers.

HVRA Officers

President: Bill Werzner, 11402 Endicott, Houston TX 77039-2912; 713-721-2242; werz1943@gmail.com
VP: Jim Calbeck, 435 Columbia St., Houston TX 77007; 713-868-2086; jcalbeck@sbcglobal.net
Secretary: Al Kocian, 1611 Lake Charlotte Ln. Richmond TX 77469; 281-762-3368; ekocian@aol.com
Treasury: Tom Burslem, 23118 Newgate Dr., Spring TX 77373; 281-355-0144; tomburslem@yahoo.com
Historian: Gilbert Hedge, 1626 Kenwick PL, Pasadena, TX 77504; 714-625-5979; zen1441@sbcglobal.net
At Large #1: Reid Shipp WA5ARI, 1519 3rd St., League City, TX 77573; 281-554-6220
At Large #2: David Moore KF5FUM, 3213 Regal Oaks, Pearland TX 77581-6411; 281-705-3402; wd11@swbell.net
Webmaster: Steve Casciola, 18507 Park Harbor Dr., Houston TX 77084; 281-578-2609; casiola@prodigy.net
Grid Leak Editor — vacant

Houston Vintage Radio Association

2012 Old Equipment Contest

- 1 Wireless / Spark Equipment
- 2 Crystal Receivers – Broadcast
- 3 1920's Broadcast Receivers
- 4 Cathedral & Tombstone
- 5 Table receivers (tube) – Wood & non Wood
- 6 Consoles
- 7 Table receivers (tube)– Catalin & Art Deco
- 8 Portable radios (tube)
- 9 Transistor Radios
- 10 Hidden / Disguised Radios
- 11 Phonographs
- 12 Reproducers & Microphones
- 13 Vacuum Tubes
- 14 Scientific, Test Equipment & Small Electrical Devices
- 15 Telegraph & Telephone
- 16 Amateur & Military Radios
- 17 Foreign Radios
- 18 Hi-Fi equipment
- 19 Manufacturer Category – Admiral
- 20 Replicas and Vintage Style Creations
- 21 Theme (unique message or topic)
- 22 Kit Radios (either assembled or unassembled)
- 23 Television
- 24 Open Display

**** Note:** *All entries must be >30 years old except for categories 9, 18, 20 –24.*

**2012 HVRA Convention
Old Equipment Contest**
Featured Manufacturer--Admiral

Awards:

Best of Show*

Peoples Choice*

Best Restoration* (must have support documentation)

New Contestant

New for 2012 —

Radio drawing for contest participants.

**Along with trophy/ribbon a cash prize will be awarded
(in the form of a gift card)*



**HVRA Convention 2012
February 10-11
Greenspoint Marriott**

Buy, Sell, Trade, & Services Offered

Huge collection of Sams from Vol I on! Also included are seven or eight file cabinets filled with these collectable volumes from a closed out radio TV repair shop. Call or e mail Andy Lee at www.radiomanL@verizon.net

Radio & Phonograph Sales & Repair including vintage auto radios, battery sets, foreign sets, etc. We also sell and service vintage tele phones and telegraph equipment also parts, new & used tubes, transformers, schematics, books, phonograph parts & needles, records, etc. Vintage Sounds – celebrating our 24th year in business. Open Fri., Sat, & Sunday from 10 until 6 PM. Now located in The Market Place Antiques, 10910 Old Katy Road, in Houston (Located just west of The Room Store on the north side of the Katy Freeway). 10% member discount on radio items.

Borden Radio Company website: <http://www.xtalman.com> Antique Radio Schematic Service included in website. Crystal radio kits for sale. (281) 620 - 6692

Sargent Auction Service: www.sargentauction.com | Jim@sargentauction.com Jim Sargent, WA5QBR, Auctioneer | TX license 16135 | 200 Thomas Rd, Granbury TX 76049

Paul Wishnow, Certified Appraisals – for insurance, estates, divorce. “The Antique Man” can be heard Sunday afternoons 1 – 3 PM KNTN Radio 1070. Office at 5615 Richmond Ave., Ste. 145 in Houston. Phone (713) 666-2222 or go to www.theantiqueman.com

EPO Electronic Parts Outlet, New and surplus electronic components, come by and check out this incredible store! 3753 Fondren Road, Houston, TX 77063. Go to www.epohouston.com

Tom Granger Restorations, radio and phono cabinets. (281) 338 – 8277. wwwtomgranger@mac.com

More Radio Clubs

Antique Radio Collectors Club of Ft. Smith, Arkansas (ARCC). Paul Tucker, 4700 N. "N" St., Fort Smith, AR 72904. Dues: \$10. Monthly meetings, annual show.

Antique Radio Club of Illinois, www.clubinfo@vintage-radios.org

Collins Radio Association (CRA). David Knepper, PO Box 34, Sidman, PA 15955. No dues. www.collinsra.com

Louisiana & Gulf Coast Antique Radio Club. Phil Boydston, 750 Moore St., Baton Rouge, LA 70806.

Michigan Antique Radio Club (MARC). Don Colbert, MARC, membership@michiganantiqueradio.org. Pub: The Michigan Antique Radio Chronicle, quarterly. Dues: \$20. Annual Extravaganza and other quarterly meets. www.michiganantiqueradio.org.

New Mexico Radio Collectors Club (NMRCC). Charles Burch, 39 Chaco Loop, Sandia Park, NM 87047. Pub: *New Mexico Radio Collectors Club Newsletter*, quarterly. Dues: \$12. Annual Sale & Show and monthly meetings.

HVRA Event Schedule:

Location for all events: Bayland Park Community Center, 6400 Bissonnet, Houston, TX Coffee & snacks available at regular meetings.

Saturday, July 23, 2011 Monthly meeting 9:30 AM, program and auction.

Tuesday, Aug. 9, 2011 Monthly Board of Directors Meeting 6:30 PM,

Saturday, Aug. 27, 2011 Monthly meeting 9:30 AM, program and auction.

Tuesday, Sept. 13, 2011 Monthly Board of Directors Meeting 6:30 PM

Saturday, Sept. 24, 2011 **Annual Fall Mega Auction**
Annual Business Meeting & Election of Officers. 9:00 AM

Tuesday, Oct. 11, 2011 Monthly Board of Directors Meeting 6:30 PM

Saturday, Oct 24, 2011 Monthly meeting 9:30 AM, program and auction

Christmas/Holiday Party—Jan 7, 2012, Monument Inn, La Porte

2012 HVRA Convention — Feb. 10-11, Greenspoint Marriott Hotel.

Wanted

Here's your chance to become famous
The HVRA newsletter — **The Grid Leak** — is looking for an Editor. If you have desire and/or desktop publishing experience — your just the person we need. The club would like to take the newsletter to the next level.

Contact Bill Werzner, 713-721-2242 or werz1943@gmail.com
Or David Moore, 281-705-3402 or wd11@swbell.net



VRPS Convention

November 18-20, 2011

Hampton Inn, Mesquite TX

VRPS.org



Radiotron UV 201

The Grid Leak

July—August, 2011


MONTHLY MEETINGS

Saturday, July 23

Saturday, August 27

Bayland Park, Bissonnet & Hilcroft

www.hvra.org



MEGA Auction

Sept 24, 2011

Bayland Park

Notice on renewing your membership!

Please check the expiration date by your name in the address of this newsletter. It should show your membership expiration date.